



COLLECTION  
2021-22

A wide-angle photograph of a snowy mountain landscape. The foreground is a vast, snow-covered slope. In the middle ground, there is a dense forest of evergreen trees covered in snow. In the background, snow-capped mountains rise against a clear blue sky. The lighting suggests a bright, sunny day.

NORDIC  
ALPINE

***CHALLENGE. EVERY DAY.***

# **CHALLENGE. EVERY DAY.** *the heritage*



BASED IN SLOVENIA, IN A PRISTINE NATURAL ENVIRONMENT SURROUNDED BY FORESTS, ALPINA IS A BRAND NAME THAT GUARANTEES HIGH-QUALITY CRAFTSMANSHIP, UNCONVENTIONAL SOLUTIONS, AND FUNCTIONAL DESIGN. AMONG ITS MANY PRODUCT RANGES, ALPINA IS GLOBALLY BEST KNOWN AS THE FIRST CHOICE OF OLYMPIC AND WORLD CUP WINNERS IN CROSS-COUNTRY SKIING RACES. HOWEVER, THE TOP KNOWLEDGE AND STANDARDS NEEDED TO MEET CHAMPIONS' EXPECTATIONS ARE INTEGRATED INTO ALL OF THE COMPANY'S SPORTS AND FASHION FOOTWEAR, SPREADING ALPINA'S FLAIR ACROSS THE GLOBE.

CRAFTSMEN IN THE SMALL TOWN OF ŽIRI HAVE BEEN MAKING FOOTWEAR SINCE THE MIDDLE OF THE NINETEENTH CENTURY. A LOT HAS CHANGED SINCE THE GOOD OLD DAYS, BUT THIS DEDICATION TO CRAFTSMANSHIP AND HANDIWORK HAS REMAINED PRACTICALLY THE SAME. EVERY SHOE THAT COMES OUT OF THE ALPINA DEVELOPMENT CYCLE BEARS TRACES OF TIMELESS WISDOM AND EVERLASTING KNOW-HOW.

## **XC**

GUIDE TO A GOOD BOOT CARE	5
ANATOMY OF INNOVATION	6-7
ELITE 3.0	10-11
ELITE PRO	14-15
COMPETITION	17
RACING	18
ACTION	20-21
TOURING	22-25
JUNIOR	26-28
BACKCOUNTRY	30-34
WINTER TREKKING	35
ROLLER SKI	36-37
SKIS	38-41
POLES	42-43

## **ALPINE**

ELITE	48
XTR	50-51
WOMEN'S EVE	52-53
RUBY	53
DUO	54-57
EON	60
J-LINE	61-62
X-LINE	63
R4.0	63
RENTAL	64-65
SPECIFICATIONS	66

# CHALLENGE. EVERY DAY.

*the competition*

Linn Svahn (SWE)

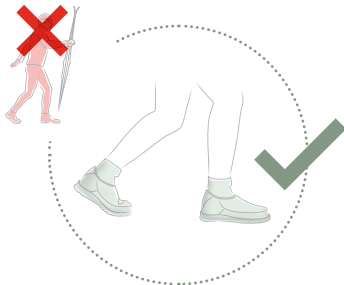



**ELITE3.0** Our boots have crossed finish lines and crowned champions. These achievements humble us, and we strive to transfer winning experience into every product we design. Discover the winner in you and join the Alпина family.

 **alпина**  
alpinasports.com

## FOR SKIING ONLY

This boot was designed to be the ultimate XC racing ski boot. • The boot is designed for maximum skiing performance. • We use carbon parts, which have been shaped to create the perfect balance between performance and fit. • Carbon adds stiffness and support where it's most needed, and is extremely lightweight – but needs special care, particularly when not out on the trails.

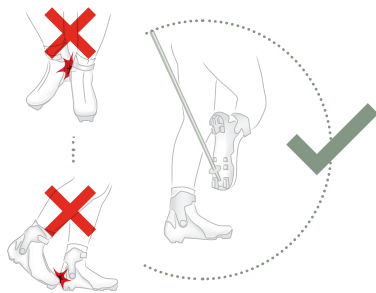
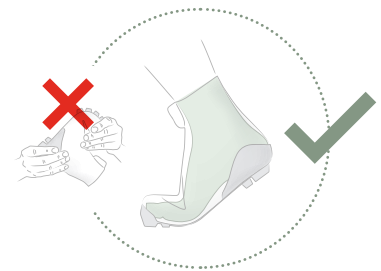


## WHEN NOT ON THE TRAIL, ALWAYS USE OVERSHOES

Always use the boots together with the overshoes when not skiing. • Direct contact with concrete, asphalt, ice, sand, rock, stairs and any sharp objects can damage, even break the carbon outsole.

## DO NOT BEND OR TWIST THE BOOT BY HAND

Never bend or twist the boots by hand. • Extreme bending or twisting of an empty boot (as shown in the figure) can result in damage, even breakage of the carbon elements. • Always put the boot on to get a feel for its remarkable flex characteristics.

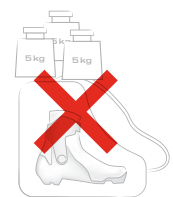


## DO NOT KNOCK THE BOOTS TOGETHER

Before stepping into the ski binding, clean the carbon sole carefully, by hand. • Similarly, clean the snow and dirt from the sole cleats by hand or with a ski pole. • Do not tap or knock the boots against each other or any other hard or sharp surfaces.

## TRANSPORT BOOTS WITH CARE

During transport, always make sure not to place heavy bags or other heavy objects on top of the boots. • This could damage the carbon cuff or the carbon outsole.



## HELPFUL HINTS FOR PROPER USE AND CARE

### TREAT YOUR BOOTS WITH CARE

Clean boots with a soft, moist cloth or soft brush and water. • Never use chemical cleaning agents nor wash in a machine.

### FOR LONGER PRODUCT LIFE

Boots should be cleaned on a regular basis. • Boots should be dried after each use to prevent the build-up of odours.

### DRYING THE BOOTS

Dry at room temperature, without the aid of an external heat source. • Stuff boots with old newsprint; place at a safe distance from a mild source of heat – never in direct contact with any heat source; remove wet newsprint and repeat.

## CHASSIS



### ONE-PIECE CHASSIS

#### CLASSIC ACTIVE EDGE WITH ALPINA SSR CLASSIC SOLE

Extremely light anatomic and ergonomic carbon-made Active Edge & soft flex chassis construction with directly integrated TPU-made NNN compatible toe & heel plate. One-piece chassis construction provides maximum longitudinal stiffness and stability, superior responsiveness and power transmission by the foot to the ski, with free heel & adaptable heel pocket construction for minimum heel stress and optimal fit.



#### SKATE ACTIVE EDGE WITH ALPINA SSR SKATE SOLE

Extremely light anatomic and ergonomic carbon-made Active Edge & hard flex single-piece chassis construction with integrated TPU-made NNN compatible toe & heel plate. Chassis provides maximum longitudinal stiffness and lateral stability, superior responsiveness and power transmission by the foot to the ski, with adaptable heel pocket for optimal foot and ankle fit.



### SOLES

All Alpina XC boot soles are NNN compatible. Sole type and construction are chosen individually for each boot based on boot features and functional requirements.

#### ALPINA 2C SOLE

It is a two component sole made to match all binding systems except SNS. The stiff chassis offers stability and the soft cleats are made for easier walking. The gluing surface is optimized to match the Alpina lasts which provides better stability on any terrain and improves the stance position. The sole is fitted on skate and classic style boots alike.



#### NNN T4

TPU-made sole with good power transmission, softer, more comfortable flex and good walkability.



#### NNN BC

Sole with optimum support in difficult terrain; reliable walking thanks to non-slip profile.



#### VIBRAM 75MM

Standard Vibram 75 mm sole; provides excellent support in difficult terrain; non-slip profile with specially made rubber mixture.



#### NON-PVC

No PVC materials were used during the production process and are not included in the boot's construction. In place, more environment-friendly materials have been introduced into production, making the boot warmer and increasing its breathability.



### HEEL COUNTERS

#### FULL CARBON ACTIVE EDGE

Extremely light. Improves the torsional stability of the boot and provides excellent grip and foothold in the heel. With its Active Edge construction adopts to various types of heel and heel shapes.



#### CARBON + TPU

Carbon stabilizer provides torsional and heel counter stability inside and out; in combination with TPU adapts to various types of heel shape. All combine to deliver excellent grip and foothold.



#### INJECTED CARBON

Carbon fibre particles and PU materials infused into exterior boot construction reduce the weight of the boot, consequently increasing the functionality. Injected carbon active edge is strong and durable. It ensures better torsional stability, improved stance position and good grip for any heel or heel shape.



#### TPU

The TPU heel counter provides good grip, stable foothold in the heel, prevents heel movement, and adapts to various foot shapes and heel volumes.



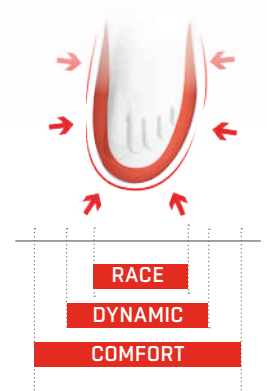
### FLEX

The skate technique demands a hard flex sole, while the classic technique requires soft flex sole characteristics in the shoes metatarsal area. The Skate design also employs stiff flex component parts and materials, while both the Classic and Combi type shoe design employ specifically soft flex component parts and materials that deliver maximum power and control. Back Country employs a medium flex sole and components to deliver a more flexible, accommodating ski experience.



### FIT

The design and shape of the internal 'soft' part of the shoe provides optimum grip, the narrow Race cut to the wider Comfort fit; the range is rounded out with the medium Dynamic fit that falls between the two extremes. All fit configurations take into consideration higher and lower variations in foot form.



# OUTER SHOE



## CUFFS

The skating technique requires more lateral ankle support for improved performance. So the boot has an externally fixed cuff, which provides rigidity and lateral stability to the ankle, to gain better responsiveness with optimal grip. Cuffs are made of carbon (which are extremely lightweight) or plastic. All are anatomically and ergonomically designed, employ a 'Velcro' power strap (some with EVA-padding) and are attached to the heel counter with rivets or screws.

### FULL CARBON

The anatomic full carbon cuff is extremely light and delivers maximal stiffness and superior lateral responsiveness. EVA-padding delivers superior comfort, while the power strap ensures optimal ankle fit and adjustable ankle grip.



### CARBON

A light anatomic carbon cuff delivering exceptional stiffness, lateral stability and responsiveness. Equipped with a power strap for optimal ankle fit, superior comfort and adjustable ankle grip.



### INJECTED CARBON

Carbon fibre particles and PU materials infused into exterior boot construction reduce the weight, consequently increasing the functionality and durability of the boot. Injected carbon cuffs take a firm hold of the ankle. They ensure better longitudinal stability and improved stance position while maintaining comfort.



### TPU SKATE

Thermoplastic polyurethane provides good stiffness and lateral stability, while the power strap provides superior comfort and adjustable ankle grip.



### TPU COMBI

The COMBI boot is designed for the classic technique. It has a softer flex sole, and is equipped with a cuff that provides less experienced skiers with more lateral support and stability to the ankle, and can be adjusted to the desired level of comfort.



## GAITERS

One-piece seamless gaiters cover the shoe and lower leg completely. Gaiters are water-tight, with a water-tight zipper and elastic, and protect against cold, water, moisture and snow. And the boot instep is adaptable to different foot shapes.

### PVC NEOPRENE

PVC is strong and lightweight, soft and flexible, and highly durable, while neoprene maintains good flexibility over a wide temperature range and offers good insulation against both wet and cold.



### 4 DRY TEXTILE

4DRY stands for an innovative system made from bielastic PES textile material that allows the boot to breathe. It is laminated with a membrane where needed and designed with sublimation print for better abrasion. The material feels light on foot and is hydrophobic, whisking away the moisture, ensuring a dry and relaxed foot.



## ELASTIC INSERT

For gaiter adaptability to various lower leg shapes.



# INNER SHOE



## LACING

### 45°

A braid angle of 45° relative to the longitudinal direction of the shoe improves the torsional stability of the soft part of the shoe. This ensures a tight fit between the shoe and the foot in the rotation phase of the shoe toward the inner side when skiing the skating technique.



## ANATOMIC FOOTBED

Insole contributes significantly to the vertical stability of the foot, providing a high level of comfort and improves the thermal insulation of the shoe.



## ALPITEX MEMBRANE

The Alpitex membrane provides additional protection against water and moisture, which increases comfort, even in more extreme weather conditions




## THINSULATE INSULATION

"Thinsulate" insulation provides up to twice as much thermal shoe insulation. Even under extremely cold and high-humidity conditions it provides the foot with maximum thermal comfort.



# CHALLENGE. EVERY DAY.

*the weather*



**4DRY**

Breatheable premium upper. For the first time in the world of racing, the circulation of air enables your foot to remain dry and keep your power kick at maximum. On the critical parts of the boot for the high performance, where breatheable upper meets the carbon sole, a thin layer of special membrane is placed to prevent any possible water invading.

 **alpina**  
alpinasports.com



# ELITE 3.0

ULTRA LIGHT CARBON CONSTRUCTION,  
ULTRA HIGH PERFORMANCE

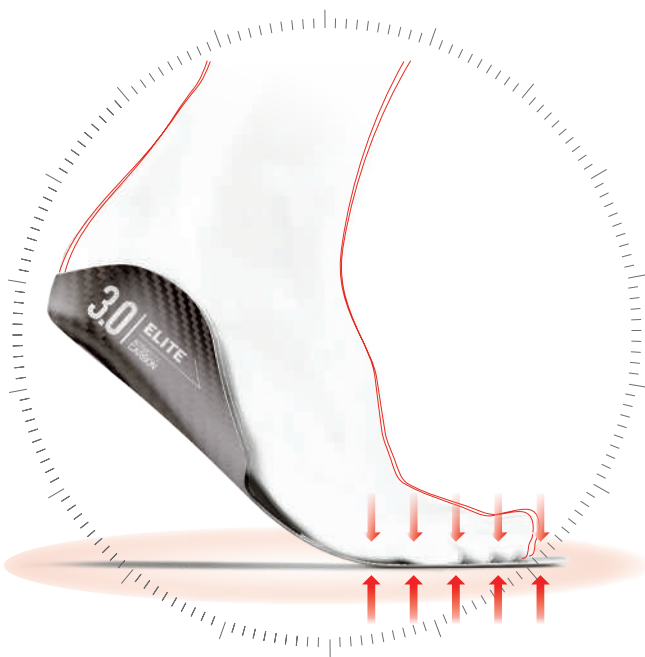
The world's lightest, most responsive ski boots are changing the way we ski – and win.

## TORSIONAL STABILITY



## ESK 3.0

The single-piece all-carbon anatomic 'Active Edge' skate chassis features extremely light, 'hard' sole flex and delivers superior lateral responsiveness and maximum longitudinal stiffness and stability. Carbon cuff-to-heel counter hinge construction delivers ultralight, maximal stiffness, minimal rotational hinge friction and optimal ankle fit.



## ECL 3.0

An extremely light anatomic, single-piece carbon chassis with pliable sole flex and adaptable heel pocket delivers maximum longitudinal stability and superior responsiveness and power transmission. As a result the skier maintains correct body posture and effective equilibrium body position while running.



## FREE HEEL

Free Heel construction virtually eliminates heel stress, providing the skier maximum comfort.



## ACTIVE EDGE

Active Edge consists of a special sandwich of inner and outer carbon textile layers combined around a rubber mid-layer for maximum chassis adaptability to various types of heels and heel shapes together with maximum power and total control.

# ELITE 3.0

CHOICE OF CHAMPIONS



## ELITE 3.0 SKATE

**53611, 53617\***  
 size run  
**35-50, 35½-49½\***  
 color  
**Red/Black/White**  
 binding  
 NNN **Xcelerator**  
 fit  
**race**  
 flex  
**stiff**

- FULL CARBON CUFF
- ACTIVE EDGE CARBON WITH ALPINA SSR SKATE SOLE
- 45°
- 4DRY
- ANATOMIC FOOTBED
- NON PVC

A mere second can separate losers from champions. For that winning edge, we designed the new ELITE 3.0 SKATE. Lighter than its predecessors, it offers the best weight to functionality ratio of any boot currently on the market. Built firmly with full carbon cuffing and carbon active edge resting upon an anatomic footbed, this boot holds a tight grip on the foot, supporting it laterally and torsionally even on steeper terrain and through sharp turns.



## ELITE 3.0 CLASSIC

**53621, 53627\***  
 size run  
**35-50; 35½-49½\***  
 color  
**Red/Black/White**  
 binding  
 NNN **Xcelerator**  
 fit  
**race**  
 flex  
**soft**

- ACTIVE EDGE CARBON WITH ALPINA SSR CLASSIC SOLE
- 4DRY
- ANATOMIC FOOTBED
- NON PVC

This boot was made to bring out your best. We equipped it with full carbon cuffs, carbon active edge, 4DRY, and made the interior lining from non-PVC materials. It's also slimmer and lighter than ever with an even greater fit and reinforced torsional stability. Let your foot breathe as you reach for greatness!

### CLASSIC AS

Ankle support (or AS) is a special design of the boot that provides greater lateral stability in the classic technique. For amateurs or those just starting to run this type of design will assist significantly when trying to overstep or turn sharp corners. They are equipped with a shell around the ankle for a tighter grip, working as a set of training wheels, preventing the skier from falling.

### DOUBLE POLING DP

Double poling (or DP) is a special running technique where most of the work is done by arms. The competitors run by pulling their weight on ski poles, while the feet move ever so slightly in an up-and-down motion. The boot is specially designed to suit the needs of this technique. The sole is made from a compact hard and soft flex so that it bends where needed and ensures stability otherwise. For better posture and functionality the heel is slightly raised.



## ELITE 3.0 DUATHLON

53631, 53637\*  
 size run  
**35-50; 35½-49½\***  
 color  
**Red/Black/White**  
 binding  
 NNN **Xcelerator**  
 fit  
**race**  
 flex  
**soft**

-  FULL CARBON CUFF
-  ACTIVE EDGE CARBON WITH ALPINA SSR SKATE SOLE
-  4DRY
-  ANATOMIC FOOTBED
-  PVC

Beautiful design combined with superior features ensures elite performance in duathlon competition across the board. The foot is supported with carbon cuffs that hold it steady when skating, soft flex sole bends when called upon, and the 4DRY membranes keep the foot dry and warm in the heat of the moment.



## ELITE 3.0 CLASSIC AS

53641, 53647\*  
 size run  
**35-50; 35½-49½\***  
 color  
**Red/Black/White**  
 binding  
 NNN **Xcelerator**  
 fit  
**race**  
 flex  
**soft**

-  ACTIVE EDGE CARBON WITH ALPINA SSR CLASSIC SOLE
-  4DRY
-  ANATOMIC FOOTBED
-  PVC

Increase your performance with the 3.0 AS. That is why we made it with lighter, breathable 4DRY technology, and enforced it with full carbon active edge for maximum stability. It also fits like a glove. With a firm grip around the ankle and a closer fit over the rest of the foot, it will push you towards your best.



## ELITE 3.0 CLASSIC DP

53651, 53657\*  
 size run  
**35-50; 35½-49½\***  
 color  
**Red/Black/White**  
 binding  
 NNN **Xcelerator**  
 fit  
**race**  
 flex  
**stiff**

-  ACTIVE EDGE CARBON WITH ALPINA SSR SKATE SOLE
-  4DRY
-  ANATOMIC FOOTBED
-  PVC

Triple the stability, triple the performance. The new 3.0 DP sits on top of an anatomic footbed designed for a snug fit, while the breathable materials allow for air circulation. Like the rest of the Elites, the active edge is made from carbon, ensuring maximum stability and a better power transfer to the skis.

**CHALLENGE. EVERY DAY.**  
*the future*



**ELITE3.0** Our boots have crossed finish lines and crowned champions. These achievements humble us, and we strive to transfer winning experience into every product we design. Discover the winner in you and join the Alпина family.



## ***Red Dot Award***

An international jury of design experts presented the prestigious Red Dot Product Design Award to the highly successful tandem of Alpina and Studio Miklavc for the design of the innovative Elite 3.0 nordic ski boots.

Statement by the jury - The Alpina Elite 3.0 combines sophisticated production with materials made for comfort and performance, resulting in a highly innovative ski boot.

The award went to the entire Alpina Elite 3.0 family of nordic ski boots, consisting of SKATE, CLASSIC and DUATHLON models.

This is already the fourth Red Dot Award for Alpina.

## ***Environmentally friendly***

We take our natural responsibility seriously. This year we introduced two new outstanding technologies in the production of our Competition boots. Injected carbon is a unique invention where strong carbon fibers are infused into more flexible materials, ensuring a robust and lightweight boot at a fraction of the cost. We also begun developing a range of our products without the use of PVC materials and replacing them with more eco-friendly solutions - a kinder production cycle and products with a mission. Because we care about our planet and we like to keep the promises we make.



reddot winner 2020



# ELITE PRO

CHOICE OF CHAMPIONS



## PRO SKATE

53661, 53667\*  
 size run  
**35-50; 35½-49½\***  
 color  
**Red/Black/White**  
 binding  
**NNN Xcelerator**  
 fit  
**race**  
 flex  
**stiff**

- CARBON CUFF
- CARBON
- ALPINA 2C SOLE
- 4DRY
- ANATOMIC FOOTBED
- NON PVC

We upgraded the PRO SKATE with 4DRY technology for better breathability and improved the design to fit closer to the foot. We developed a new original sole that holds the foot in place and enhances stability in the stance position. Did we mention it's lighter than ever and upgraded with carbon? Yes, that too. Fantastic results at the highest level for a fraction of the cost. That's the new PRO SKATE.



## PRO CLASSIC

53671, 53677\*  
 size run  
**35-50; 35½-49½\***  
 color  
**Red/Black/White**  
 binding  
**NNN Xcelerator**  
 fit  
**race**  
 flex  
**soft**

- TPU
- ALPINA 2C SOLE
- 4DRY
- ANATOMIC FOOTBED
- NON PVC

Competition at the highest level comes at a price – equipment matters. A bit heavier than its superior Elite, this boot still handles the tracks with vigor. Fitted with the new Alpina sole, 4DRY system, and carbon cuffing and shell, it's meant to endure everything you throw at it!



## PRO CLASSIC DP PLUS

53681, 53687\*  
 size run  
**35-50; 35½-49½\***  
 color  
**Red/Black/White**  
 binding  
**NNN Xcelerator**  
 fit  
**race**  
 flex  
**soft**

- CARBON CUFF
- CARBON
- ALPINA 2C SOLE
- 4DRY
- ANATOMIC FOOTBED
- NON PVC

This boot is designed with the runner's top performance in mind. The Duathlon technique requires both soft and hard flexibility; that is why we made the sole from compact flex to bend and stabilize when called upon. Like its sisters, this boot is features our 4DRY technology for breathability and an anatomic footbed to ensure additional comfort during the race.



## PRO CLASSIC AS

53691, 53697\*

size run  
35-50; 35½-49½\*

color

Red/Black/White

binding

NNN Xcelerator

fit

race

flex

soft

 CARBON

 ALPINA 2C SOLE

 4DRY

 ANATOMIC FOOTBED

 NON PVC

The PRO AS offers extreme support around the ankles for maximum stability during complex maneuvers. It is a more comfortable option for serious runners in need of more help with all of the relevant features like 4DRY, anatomic footbed, carbon heel, and non-PVC materials.



## PRO CLASSIC DP

53701, 53707\*

size run  
35-50; 35½-49½\*

color

Red/Black/White

binding

NNN Xcelerator


fit

race

flex

stiff

 CARBON

 ALPINA 2C SOLE

 4DRY

 ANATOMIC FOOTBED

 NON PVC

The double poling technique requires a unique boot design. The foot has to be well supported to prevent injuries and still allow for flexibility in the toes. That's why the sole is made from compact soft flex. The PRO DP comes equipped with an anatomic footbed, active carbon edge, and the original Alpina sole. We also made it lighter to help you push yourself to the limit easily.

# COMPETITION

PROVING GROUND

## A FRESH START

A new line of performance boots is ready to run!

**NON PVC**

Environmentally friendly

**4DRY**  
Enhanced breathability

**INJECTED CARBON**  
Even lighter innovative design

**NEW ALPINA SOLE**  
Superior stability





## COMP SKATE

53711  
 size run  
**35-49**  
 color  
**Red/Black/White**  
 binding  
 NNN **Xcelerator**  
 fit  
**dynamic**  
 flex  
**stiff**

-  INJECTED CARBON
-  INJECTED CARBON
-  45°
-  ALPINA 2C SOLE
-  4DRY
-  ANATOMIC FOOTBED
-  NON PVC
- 

Skate like a champion with the new COMPETITION boot. We built it upon a firm and comfortable new Alpina sole that ensures perfect ergonomic fit on foot. It suits it better, grasping more secure where necessary, allowing for better aerodynamics and achieving higher speed. This boot is designed to perform on every turn. We injected its cuff and shell with hard carbon to ensure maximum torsional and lateral stability while maintaining its featherlight function.



## COMP CLASSIC

53721  
 size run  
**35-49**  
 color  
**Red/Black/White**  
 binding  
 NNN **Xcelerator**  
 fit  
**dynamic**  
 flex  
**soft**

-  INJECTED CARBON
-  ALPINA 2C SOLE
-  4DRY
-  ANATOMIC FOOTBED
-  NON PVC
- 

A powerhouse of a boot focused entirely on performance in the classic technique. Made in part from revolutionary Injected carbon, it's hard and stable while maintaining incredible lightness. The anatomic footbed rests on top of the new Alpina sole providing maximum comfort and a significantly improved fit. In moments of pressure, this boot will hold the foot steady, ready, and dry until it crosses the finish line.



## COMP CLASSIC AS

53731  
 size run  
**35-49**  
 color  
**Red/Black/White**  
 binding  
 NNN **Xcelerator**  
 fit  
**dynamic**  
 flex  
**soft**

-  INJECTED CARBON
-  ALPINA 2C SOLE
-  4DRY
-  ANATOMIC FOOTBED
-  NON PVC
- 

Are you looking for a running thrill at a desired level of comfort? This boot is the perfect fit. The 4DRY system and non-PVC materials allow the foot to breathe while the Injected carbon cuff improves stability even on steeper terrain. Take on any challenge with additional support in the ankles. Maximum comfort is a guarantee.

# RACING

STEP IT UP



## RACING SKATE

**53741K**  
 size run  
**35-50**  
 color  
**Black/Red/White**  
 binding  
 NNN **Xcelerator**  
 fit  
**dynamic**  
 flex  
**stiff**

- TPU
- TPU
- 45°
- ALPINA 2C SOLE
- 4DRY
- ANATOMIC FOOTBED
- Thinsulate**  
INSULATION

Recreational runners who prioritize comfort over speed will find a suitable partner in the new RACING SKATE. It offers a more relaxed fit for the foot with plenty of functionality and support from the original hard flex Alpina sole, cuff and shell. So you can get the most out of your skis when speeding down the track.



## RACING CLASSIC

**53751K**  
 size run  
**35-50**  
 color  
**Black/Red/White**  
 binding  
 NNN **Xcelerator**  
 fit  
**dynamic**  
 flex  
**soft**

- TPU
- ALPINA 2C SOLE
- 4DRY
- ANATOMIC FOOTBED
- Thinsulate**  
INSULATION

We fitted this boot with our newest development, the original Alpina sole, and installed it with the 4DRY breathable system. The inside lining is insulated with Thinsulate material that deters water and keeps the foot dry. If you are looking for comfort and performance, this boot is a necessary addition to your gear box.



## RACING CLASSIC AS

**53761K**  
 size run  
**35-50**  
 color  
**Black/Red/White**  
 binding  
 NNN **Xcelerator**  
 fit  
**dynamic**  
 flex  
**soft**

- TPU
- TPU
- ALPINA 2C SOLE
- 4DRY
- ANATOMIC FOOTBED
- Thinsulate**  
INSULATION

Cut into the tracks with the new RACING CLASSIC AS. This boot is perfect for beginners that require more breathing room for their foot and additional support to prevent falling over. It's made from first-rate materials that ensure results without reducing comfort.

# ALPINA SOLE

*the perfect fit*

## HEEL CLEATS

ARE DESIGNED TO CORRECTLY AND SECURELY FASTEN THE BOOT TO THE BINDING.



A STIFFER PART OF THE SOLE, MADE FROM HARDER MATERIALS ENHANCES TORSIONAL STABILITY. IT ALSO ENSURES FLEXIBILITY WHERE AND WHEN NEEDED.



## BEARING PLATE

ENSURES A SECURE MOUNT TO THE BINDING. IT'S COMPATIBLE WITH ALL XC BINDING SYSTEMS EXCEPT SNS AND BC BINDINGS.



## FRONT END CLEATS

ARE MADE FROM SOFTER MATERIALS TO PREVENT SLIPPING AND PROVIDE A BETTER GRIP WHEN WALKING.



Introducing the new Alpina sole designed ergonomically to award effort with comfort. We made it the optimal fit for our anatomy driven lasts and any binding system currently in use. Feel the revolution at your feet.

# ACTION

ALL WIDE OPEN



## ACTION SKATE

**53212K**  
 size run  
**35-50**  
 color  
**Black/Red/White**  
 binding  
**NNN Xcelerator**  
 fit  
**comfort**  
 flex  
**stiff**

-  TPU
  -  TPU
  -  ALPINA 2C SOLE
  -  PVC
  -  ANATOMIC FOOTBED
- Thinsulate*  
INSULATION

Those who prefer more breathing room around their foot can find a happy home in the ACTION SKATE. It comes with the latest feature - the ergonomic Alpina sole, made to fit our model perfectly. Wow, that's comfortable! Don't miss any of the action as you press on the ski. They will still respond with serious impact.



## ACTION CLASSIC

**53202K**  
 size run  
**35-50**  
 color  
**Black/Red/White**  
 binding  
**NNN Xcelerator**  
 fit  
**comfort**  
 flex  
**soft**

-  TPU
  -  ALPINA 2C SOLE
  -  PVC
  -  ANATOMIC FOOTBED
- Thinsulate*  
INSULATION

Get more from your running! The model comes equipped with the original Alpina sole and anatomic footbed to improve your stance position and stability. Keep your feet warm with Thinsulate, a thermal insulation system, as you race through the cold outdoors.



## ACTION CLASSIC AS

**53222K**  
 size run  
**35-50**  
 color  
**Black/Red/White**  
 binding  
**NNN Xcelerator**  
 fit  
**comfort**  
 flex  
**soft**

-  TPU
  -  TPU
  -  ALPINA 2C SOLE
  -  PVC
  -  ANATOMIC FOOTBED
- Thinsulate*  
INSULATION

We recognize that running can be challenging. That's why we fitted the model with additional support for the ankles. But we didn't stop there. It comes equipped with all of the features of the line - thermal insulation, the Alpina sole, and an anatomic footbed. Achieve the best balance between design, comfort, and functionality in this one.



### ACTION SKATE EVE

55792K  
 size run  
**35-42**  
 color  
**Black/Blue/White**  
 binding  
 NNN **Xcelerator**  
 fit  
**comfort**  
 flex  
**stiff**

-  TPU
-  TPU
-  ALPINA 2C SOLE
-  PVC
-  ANATOMIC FOOTBED
-  WOMEN

*Thinsulate*  
INSULATION

EVE is explicitly designed to match the anatomy of a woman's foot, taking into account essential details and subtle differences. She comes with all the same features that assure the best tradeoff between comfort and performance. Now you're ready to conquer the tracks!



### ACTION CLASSIC EVE

55782K  
 size run  
**35-42**  
 color  
**Black/Blue/White**  
 binding  
 NNN **Xcelerator**  
 fit  
**comfort**  
 flex  
**soft**

-  TPU
-  ALPINA 2C SOLE
-  PVC
-  ANATOMIC FOOTBED
-  WOMEN

*Thinsulate*  
INSULATION

Improve your running experience with a bevy of essential features. Take advantage of the Alpina sole that provides more comfort and stability in your stance position. All the while, keeping your foot warm even in the coldest conditions.



### ACTION CLASSIC AS EVE

55802K  
 size run  
**35-42**  
 color  
**Black/Blue/White**  
 binding  
 NNN **Xcelerator**  
 fit  
**comfort**  
 flex  
**soft**

-  TPU
-  TPU
-  ALPINA 2C SOLE
-  PVC
-  ANATOMIC FOOTBED
-  WOMEN

*Thinsulate*  
INSULATION

The EVE AS comes additionally reinforced for extra ankle support. The anatomic footbed rests on top of the Alpina sole to ensure maximum comfort as well as improve the stance position. We designed the EVE to match the anatomy of a woman's foot perfectly. And we thermally sealed it with Thinsulate for a warm feeling wherever or whenever.

# TOURING

ALL WIDE OPEN



**NEW**

**T 40**

53541K  
size run  
**35-49**  
color  
**Black/White/Red**  
binding  
NNN Touring Auto  
fit  
**comfort**  
flex  
**stiff**

- TPU
- TPU
- ALPINA 2C SOLE
- PVC
- ANATOMIC FOOTBED

**Thinsulate**  
INSULATION

You are a lover of the sport, but that doesn't mean you should settle for less. The T40 is one of the best amateur boots in the SKATING technique on the market. It offers ample support for the foot and ensures extreme comfort with its relaxed fit. We made it even more attractive! A real feel-good boot that will last a long time and look good doing it.



**NEW**

**T 30**

53551K  
size run  
**35-49**  
color  
**Black/White/Red**  
binding  
NNN Touring Auto  
fit  
**comfort**  
flex  
**soft**

- TPU
- TPU
- ALPINA 2C SOLE
- PVC
- ANATOMIC FOOTBED

**Thinsulate**  
INSULATION

Like the T40, this boot is all about comfort. We equipped it with an anatomic footbed and with a more relaxed fit for the necessary breathing room for classic runners. Additional lateral stability comes with the new cuff! Give your feet the support they need as you race through the woods.



**NEW**

**T 15**

53561K  
size run  
**35-50**  
color  
**Black/White/Red**  
binding  
NNN Touring Auto  
fit  
**comfort**  
flex  
**soft**

- TPU
- ALPINA 2C SOLE
- PVC
- ANATOMIC FOOTBED

**Thinsulate**  
INSULATION

Explore the snow-covered plains in the new T15. Whether you enjoy a leisurely run or like to put your foot down, this boot will ensure stability and smooth handling on the skis with no compromise to your comfort.



 **T 10**

**53571K**  
 size run  
**35-50**  
 color  
**Black/White/Red**  
 binding  
**NNN Touring Auto**  
 fit  
**comfort**  
 flex  
**soft**

-  **NNN T4**
-  **NEOPRENE**
-  **ANATOMIC FOOTBED**

*Thinsulate*  
INSULATION

Lace, zip, and go! Leave all worries behind as you maneuver around bends and escape into the unknown. The T10 is a comfortable companion for those who desire a boot with a relaxed fit and warm feeling that still offers plenty of functionality in all situations.



 **T 5 PLUS**

**53581K**  
 size run  
**35-50**  
 color  
**Black/White/Red**  
 binding  
**NNN Touring Auto**  
 fit  
**comfort**  
 flex  
**soft**

-  **NNN T4**
-  **PVC**
-  **ANATOMIC FOOTBED**



*Thinsulate*  
INSULATION

If you are looking for something comfortable and affordable with a high level of functionality, the T5 is a perfect fit. Thinsulate insulation ensures up to twice better warmth retention and breathability while the anatomic footbed and NNN T4 ergonomic sole improve your stability in the stance position.



 **T 5**

**53591K**  
 size run  
**35-50**  
 color  
**Black/White/Red**  
 binding  
**NNN Touring Auto**  
 fit  
**comfort**  
 flex  
**soft**

-  **NNN T4**
-  **ANATOMIC FOOTBED**

*Thinsulate*  
INSULATION

Run in style. We wrapped all the old features in a new leaner and better fitting design. This boot behaves like a pro with twice the room and three times the comfort. An anatomic footbed sits on top of the ergonomic NNN T4 sole with a thermally insulated inside lining to keep the cold outside.

# TOURING

EXPLORE



**NEW**

## ADVENTURER

52431K  
size run  
35-50  
color  
Black/White  
binding  
75 mm binding  
fit  
comfort  
flex  
soft

75 MM

PVC

ANATOMIC  
FOOTBED

Thinsulate  
INSULATION

Challenge yourself and go on an adventure. This boot can take you anywhere. Through walks in tracks and across unbeaten paths. An anatomic footbed sits on top of the ergonomic 75 Nordic Norm sole with a thermally insulated inside lining to keep the cold outside.



**NEW**

## T 30 EVE

55861K  
size run  
35-42  
color  
Black/White  
binding  
NNN Touring Auto  
fit  
comfort  
flex  
soft

TPU

TPU

ALPINA 2C SOLE

PVC

ANATOMIC  
FOOTBED

WOMEN

Thinsulate  
INSULATION

Designed with comfort in mind, the T30 EVE is a perfect fit for any woman. This all-rounder comes equipped with features to enhance its functionality and ensure coziness. It has been designed to suit the anatomy of a woman's foot ensuring maximum comfort, and the durable materials will keep you going for a long, long time.



**NEW**

## T 15 EVE

55871K  
size run  
35-42  
color  
Black/White  
binding  
NNN Touring Auto  
fit  
comfort  
flex  
soft

TPU

ALPINA 2C SOLE

PVC

ANATOMIC  
FOOTBED

WOMEN

Thinsulate  
INSULATION


This boot can take you anywhere. Through walks in tracks and across unbeaten paths. With its soft flex NNN T4 sole, it's more suited for those running in classic technique. It also comes equipped with an anatomic footbed and thermal insulation to keep the foot comfortable and dry.






### **T 10 EVE**

**55881K**  
size run  
**35-42**  
color  
**Black/White**  
binding  
**NNN Touring Auto**  
fit  
**comfort**  
flex  
**soft**

 **NNN T4**

 **NEOPRENE**

 **ANATOMIC FOOTBED**

 **WOMEN**


**Thinsulate**  
INSULATION

All women recreational skiers will enjoy the new T5 EVE. We designed it to fit a woman's foot like a glove, equipped it with a fully flexible NNN T4 sole and an anatomic footbed for the additional pinch of comfort. And with the new design, they look better than ever! Nothing left to do but explore.




### **T 5 PLUS EVE**

**55891K**  
size run  
**35-42**  
color  
**Black/White**  
binding  
**NNN Touring Auto**  
fit  
**comfort**  
flex  
**soft**

 **NNN T4**

 **PVC**

 **ANATOMIC FOOTBED**

 **WOMEN**


**Thinsulate**  
INSULATION

A boot to keep you comfortable at all times. No matter how long you stay out there. It is fitted with an anatomic footbed on top of a soft flex sole for better stability and thermally insulated to keep the foot warm and dry. We built it to endure just about anything. So when the first snow falls, you know it is there waiting for you, ready to go.



### **T 5 EVE**

**55911K**  
size run  
**35-42**  
color  
**Black/White**  
binding  
**NNN Touring Auto**  
fit  
**comfort**  
flex  
**soft**

 **NNN T4**

 **ANATOMIC FOOTBED**

 **WOMEN**

**Thinsulate**  
INSULATION

Those looking for reliability and comfort will find a friend in the new T5 EVE. It comes well equipped for those solitary outings when you need to find time to yourself. We fitted it with an anatomic footbed and thermally lined it for extra warmth and coziness. But don't underestimate it. This boot still provides the necessary kick to take on any challenge.

# JUNIOR

PUSH AND PLAY



**NEW**

## ELITE 3.0 SKATE JR

**55831**  
 size run  
**33-45**  
 color  
**Red/Black/White**  
 binding  
**NNN Xcelerator skate**  
 fit  
**race junior**  
 flex  
**stiff**

- INJECTED CARBON
- INJECTED CARBON
- ALPINA 2C SOLE
- 4DRY
- 45°
- ELASTIC INSERT
- ANATOMIC FOOTBED

**Thinsulate**  
INSULATION

What this boot lacks in size, it makes up in execution. We equipped it with 4DRY for better breathability, the original Alpina sole for stability and comfort, and injected it with carbon to make it featherlight yet hard as steel. When we say light, we mean it. This boot offers the best performance to weight ratio among kids' boots currently available. It's time you become the champion.



**NEW**

## ELITE 3.0 DUATHLON JR

**55841**  
 size run  
**33-42**  
 color  
**Red/Black/White**  
 binding  
**NNN Xcelerator classic**  
 fit  
**race junior**  
 flex  
**soft**

- INJECTED CARBON
- INJECTED CARBON
- ALPINA 2C SOLE
- 4DRY
- 45°
- ELASTIC INSERT
- ANATOMIC FOOTBED

**Thinsulate**  
INSULATION

Feel world-class performance at the tip of your toes. The new ED 2.0 JR is lighter than ever! In fact, twenty percent lighter than its predecessor. That is because we made it with injected carbon which increases durability and decreases weight. Greatness starts at a young age; don't miss it.



**NEW**

## ELITE 3.0 CLASSIC JR

**55851**  
 size run  
**33-42**  
 color  
**Red/Black/White**  
 binding  
**NNN Xcelerator classic**  
 fit  
**race junior**  
 flex  
**soft**

- INJECTED CARBON
- ALPINA 2C SOLE
- 4DRY
- ELASTIC INSERT
- ANATOMIC FOOTBED



**Thinsulate**  
INSULATION

They say greatness doesn't come lightly. Well, we put those words to the test and made the new ECL 2.0 JR. It's amazingly light. We injected its heel counter with carbon and fitted it with an anatomic footbed for that additional layer of comfort. It also comes with breathable 4DRY lining and thermal insulation – the impossible boot for your now possible results.



## RACING CLASSIC AS JR

59861K  
 size run  
**33-42**  
 color  
**Black/Red/White**  
 binding  
**NNN Xcelerator**  
 fit  
**dynamic**  
 flex  
**soft**

-  TPU
  -  TPU
  -  ALPINA 2C SOLE
  -  4DRY
  -  ANATOMIC FOOTBED
- Thinsulate*  
INSULATION

Faster doesn't mean you have to break the bank. This boot is stiffer, with a tighter fit, and comes with additional ankle support. The revolutionary Alpina sole fits like a glove, offering better initial stance stability and added comfort. Then there is the 4DRY system to keep your feet breathing and safe from moisture, and an anatomic footbed, and more. Grab a head start and take more control!



## TJ

59591K  
 size run  
**25-38**  
 color  
**Black/Red/White**  
 binding  
**NNN Start**  
 fit  
**comfort junior**  
 flex  
**soft**

-  NNN T4 JR
  -  4DRY
  -  ANATOMIC FOOTBED
- Thinsulate*  
INSULATION

With TJ kid's boot running becomes a joy. With its anatomic footbed, it will ensure comfort and stability while Thinsulate will always keep your foot dry and warm so you can feel cozy and handle your skis better as you take those first steps.



## T KID

59601K  
 size run  
**25-38**  
 color  
**Black/Red/White**  
 binding  
**NNN Start**  
 fit  
**comfort junior**  
 flex  
**soft**

-  NNN T4 JR
  -  4DRY
  -  ANATOMIC FOOTBED
- Thinsulate*  
INSULATION

T KID is the ideal boot for younger feet. It was designed with special care to match the anatomy of children's feet perfectly. Mainly focused on comfort, this guy doesn't fall short in ski control or keeping a steady position.

# JUNIOR

PUSH AND PLAY



## T 10 JR

59821K  
 size run  
**25-38**  
 color  
**Black/White/Red**  
 binding  
**NNN Start**  
 fit  
**comfort**  
 flex  
**soft**

**NNN T4 JR**  
**NEOPREN**  
**ANATOMIC FOOTBED**  
**Thinsulate**  
INSULATION

The fun starts here! And it comes with all the comfort in the world. A relaxed fit that is adjusted for the children's foot, thermal insulation, and soft flex NNN T4 sole form a boot that will make even the serious runner's hair stand up.



## T 5 PLUS JR

59831K  
 size run  
**25-38**  
 color  
**Black/White/Red**  
 binding  
**NNN Start**  
 fit  
**comfort**  
 flex  
**soft**

**NNN T4**  
**PVC**  
**ANATOMIC FOOTBED**  
**Thinsulate**  
INSULATION

The days of uncomfortable skiing are gone! Say hello to the new T5 PLUS JR running boot. We made it especially for those first steps towards discovering this beautiful sport. It is thermally insulated to keep the foot warm at all times and fitted with an anatomic footbed to smoothly run over the bumps.



## T 5 JR

59841K  
 size run  
**25-38**  
 color  
**Black/White/Red**  
 binding  
**NNN Start**  
 fit  
**comfort**  
 flex  
**soft**

**NNN T4**  
**ANATOMIC FOOTBED**  
**Thinsulate**  
INSULATION

Kid's boot that is just waiting to be taken on an epic adventure. Run in a comfortable embrace on an anatomic footbed and let the warmth charge your every step. Do it all with delight, controlling your skis every movement and maintaining stability. It's a simple boot for pure fun!

Alpina's BackCountry Alaska Heat features the exclusive **InTemp** control system, a fully integrated heating system designed to keep your feet warm and comfortable, all day (and all night), no matter the weather. It's smart, easy to use and highly effective. Feet are optimally warmed, and charging the fully integrated system is surprisingly simple. Stay on the right track, with InTemp.



**SKI STRONG  
STAY WARM**



**ALASKA HEAT**

# BACKCOUNTRY


GREAT ESCAPES




## ALASKA HEAT

51711

size run  
**40-48**  
 color  
**Red/Black**  
 binding  
**NNN BC**  
 fit  
**comfort**  
 flex  
**medium**

 NNN BC

 NATURAL LEATHER

 ANATOMIC FOOTBED

**Thinsulate**  
INSULATION

**ALPITEX**  
WATER RESISTANT




This boot will melt the season's snow away. Not really, but it's amazingly warm. We made it with premium comfort in mind. The footbed is anatomically built upon a stiffer NNN BC ergonomic sole for better stability and a stronger grip on any surface. Push the button, adjust the temperature to your liking, and ride away from the cold days of yesterday.




## ALASKA

50062

size run  
**36-48**  
 color  
**Red/Black**  
 binding  
**NNN BC**  
 fit  
**comfort**  
 flex  
**medium**

 NNN BC

 NATURAL LEATHER

 ANATOMIC FOOTBED

**Thinsulate**  
INSULATION

**ALPITEX**  
WATER RESISTANT

Escape into the unknown and become one with nature. The new Alaska boots come equipped with the medium flex NNN BC sole and dressed in natural leather. They look good and feel good. Comfort is at the heart of this boot. The anatomic footbed ensures stability and coziness, and Alpitem keeps water out.




## ALASKA 75

50082

size run  
**36-47**  
 color  
**Red/Black**  
 binding  
**75 mm binding**  
 fit  
**comfort**  
 flex  
**medium**

 75 MM VIBRAM

 NATURAL LEATHER

 ANATOMIC FOOTBED

**Thinsulate**  
INSULATION

**ALPITEX**  
WATER RESISTANT

Like its sibling, the Alaska 75 is a perfect fit for the lovers of the sport. They will find comfort in the anatomic footbed, Thinsulate thermal insulation, and the use of natural materials. It's one strong and durable piece of sports equipment too. It is made to last. We fitted it on a 75 mm Vibram sole for a better grip and better transfer of power.

# BACKCOUNTRY

GREAT ESCAPES



## WYOMING

51191

size run

35-49

color

Red/Black

binding

NNN BC

fit

comfort

flex

medium

NNN BC

NATURAL LEATHER

ANATOMIC FOOTBED

Thinsulate  
INSULATION

This is a simple boot for simple pleasures. We appreciate your love of the sport and understand the demand for a fast and uncomplicated solution. That is why we made the Wyoming. An easy, no fuss, no empty promises kind of footwear. It's made to fit and perform comfortably, day in and day out.



## BC 1600

51831

size run

35-49

color

Black

binding

NNN BC

fit

comfort

flex

medium

NNN BC

NATURAL LEATHER

ANATOMIC FOOTBED

Thinsulate  
INSULATION

ALPITEX

Discover new paths and leave your tracks behind. If you are looking for a new discovering partner, the BC 1600 is for you. An affordable price and expert craftsmanship merge in this comfortable boot. We equipped it with an anatomic footbed for maximum stability, Thinsulate to keep you warm, and set it all on top of the medium flex, hard and comfortable NNN BC sole.

## InTemp technology

### BUTTON SETTINGS



100%



70%



50%



OFF

### BATTERY AND CHARGING





## MONTANA

**50091**

size run

**35-49**

color

**Black/Tan**

binding

**NNN BC**

fit

**comfort**

flex

**medium**

 **NNN BC**

 **ANATOMIC FOOTBED**

**Thinsulate**  
INSULATION

Montana is a comfortable performer on the outdoor tracks. We fitted it with a medium flex NNN BC sole, an anatomic footbed, and insulated it with Thinsulate. Surely a great addition to any BC enthusiast.



## MONTANA 75

**53021**

size run

**35-48**

color

**Black/Tan**

binding


**75 mm binding**

fit

**comfort**

flex

**medium**

 **VIBRAM 75 MM**

 **ANATOMIC FOOTBED**

**Thinsulate**  
INSULATION

Montana is a comfortable performer on the outdoor tracks. We fitted it with a medium flex Vibram 75 mm sole, an anatomic footbed, and insulated it with Thinsulate. Surely a great addition to any BC enthusiast.



## SNOWFIELD

**50222K**

size run

**36-49**

color

**Black/Red**

binding

**NNN BC**


fit

**comfort**

flex

**medium**

 **TPU**

 **NNN BC**

 **ANATOMIC FOOTBED**

**Thinsulate**  
INSULATION

Challenge the snow with the Snowfield boot. It comes in a stylish black and red color combination with TPU cuff and NNN BC ergonomic sole for comfort and stability. We also insulated it with Thinsulate and fitted an even better-fitting anatomic footbed to keep your feet well-rested when cruising through the fields.





## **OUTLANDER**

51701  
 size run  
**36-49**  
 color  
**Black/Red**  
 binding  
**NNN BC**  
 fit  
**comfort**  
 flex  
**medium**

-  TPU
-  TPU
-  NNN BC
-  NEOPRENE
-  ANATOMIC FOOTBED
-  **Thinsulate**  
INSULATION
-  **ALPITEX**

The name says it all. The Outlander is built to discover. The TPU cuffing and heel counter provide better stability and improved stance position, while the anatomic footbed ensures comfort even in the harshest conditions. It's water-resistant too, keeping your foot dry at all times. Become an outlander yourself.



## **BC 1550**

52531  
 size run  
**36-49**  
 color  
**Charcoal/Silver**  
 binding  
**NNN BC**  
 fit  
**comfort**  
 flex  
**medium**

-  TPU
-  TPU
-  NNN BC
-  PVC
-  ANATOMIC FOOTBED
-  **Thinsulate**  
INSULATION

Freedom awaits just around the corner. Discover it with the updated BC 1550 ski boot, now even more comfortable and better fitting. We reinforced it with a TPU cuff and heel counter for increased stability and thermally sealed it so you can be the one to escape, not the warmth.



## **BC 1575**

52561  
 size run  
**36-48**  
 color  
**Charcoal/Silver**  
 binding  
**NNN BC**  
 fit  
**comfort**  
 flex  
**medium**

-  TPU
-  TPU
-  75 MM VIBRAM
-  ANATOMIC FOOTBED
-  **Thinsulate**  
INSULATION

This boot is a pleasant ride for your soul and foot alike. Trust the ergonomic NNN BC sole to take you where you need to go comfortably and without drama. The cuff and heel counter offer maximum support when you need to press down and skate, while the inside of the boot stays warm in the harshest conditions.

# BACKCOUNTRY

GREAT ESCAPES



## OUTLANDER EVE

**55491**  
 size run  
**35-42**  
 color  
**Black/Blue**  
 binding  
**NNN BC**  
 fit  
**comfort**  
 flex  
**medium**

- TPU COMBI
- TPU
- NNN BC
- PVC
- ANATOMIC FOOTBED
- WOMEN



We designed the last to fit the anatomy of a woman's foot perfectly, and then we created this boot. We made the interior comfortable, cozy, and warm, lining it with the Alpitex membrane and insulating it with Thinsulate. The boot rests on top of an NNN BC sole, reinforced with TPU cuffing and heel counter. Lace up, it's ready to explore.



## BC 1550 EVE

**56672**  
 size run  
**35-42**  
 color  
**Blue/Silver**  
 binding  
**NNN BC**  
 fit  
**comfort**  
 flex  
**medium**

- TPU COMBI
- TPU
- NNN BC
- PVC
- ANATOMIC FOOTBED
- WOMEN



Clear your head in the cold winter air. Complete your calming trips with the new BC 1550 EVE. It comes thermally insulated with Thinsulate, firm and supported with TPU cuff and heel counter, and equipped with an anatomic footbed.



## MONTANA EVE

**55501**  
 size run  
**35-42**  
 color  
**Black/Tan**  
 binding  
**NNN BC**  
 fit  
**comfort**  
 flex  
**medium**

- NNN BC
- ANATOMIC FOOTBED
- WOMEN



This boot's home is outdoors. It performs best when uncovering new paths and tracks. We designed it to fit the anatomy of women's foot perfectly and featured it with an anatomic footbed, thermal insulation, and a comfortable, stable medium flex NNN BC sole.

# WINTER TREKKING

THE WINTER VOYAGER

## SUPERB WARMTH AND LIGHTNESS

Our winter trekking boot will keep your feet warm even in icy cold conditions, ensuring a light and comfortable step.



**NEW**

### XT ACTION


53791K

size run

36-48

color

Black/White

 EVA/RUBBER

 4DRY

 ANATOMIC  
FOOTBED

**Thinsulate**  
INSULATION

If you need a reliable and comfortable partner that can defy the harshest winter conditions, look no further. This extremely light boot was created specifically to keep your feet warm. Thick soles provide excellent protection from cold surfaces, while the design of the insole guarantees perfect comfort, making this boot a great choice for spending time outdoors.



# ROLLERSKI BOOTS

ROLL WITH IT



## ECL SUMMER 2.0

50961

size run

**35-50**

color

**Red/Black/White**

binding

**NNN Xcelerator classic**

fit

**race**

flex

**soft**

 XCELERATOR

 TPU

 ANATOMIC  
FOOTBED

When Winter comes, you'll be ready. Bring your A-game every day with the new ECL SUMMER 2.0 performance boot. We equipped it with the NNN XCELERATOR soft flex sole for better stability and optimal transfer of energy to the skates. We also added an anatomic footbed to make the hard work a comfortable experience.



## ESK SUMMER 2.0

50952

size run

**35-50**

color

**Red/Black/White**

binding

**NNN Xcelerator skate**

fit


**race**

flex

**stiff**

 CARBON

 CARBON + TPU

 NNN XCELERATOR

 45°

 ANATOMIC  
FOOTBED

This boot is a straight winner! It's equipped to conquer the lanes - carbon fibre cuffs and heel counter with an anatomic footbed and NNN XCELERATOR hard flex sole. Better stability and improved transfer of power produce winning outcomes.



### RCL SUMMER

**52001K**  
 size run **36-48**  
 color **Black/Red/White**  
 binding **NNN Xcelerator classic**  
 fit **comfort**  
 flex **soft**

-  TPU
-  NNN R3 PU
-  ANATOMIC FOOTBED

You can't keep away from adventure, can you? Now you don't have to with the RCL SUMMER. No matter how hot it gets, this guy will hold a comfortable grasp on your foot and keep you running in style for as long your legs will carry you.



### RCO SUMMER

**52011K**  
 size run **36-50**  
 color **Black/Red/White**  
 binding **NNN Xcelerator skate**  
 fit **comfort**  
 flex **soft**





-  TPU COMBI
-  TPU
-  NNN R3 PU
-  ANATOMIC FOOTBED

The snow melted away, but you want to keep going. We designed the RCO SUMMER for those summer runners that don't limit themselves to one technique. We fitted it with the NNN R3 PU soft flex sole and an anatomic footbed that provide stability and comfort. This boot also comes with a TPU cuffing for additional ankle support when you decide to switch it up.



### RSK SUMMER

**50331K**  
 size run **36-48**  
 color **Black/Red/White**  
 binding **NNN Xcelerator classic**  
 fit **comfort**  
 flex **stiff**

-  TPU SKATE
-  TPU
-  NNN R3 PU
-  ANATOMIC FOOTBED

This boot is an ideal partner for those skiing in the SKATE technique. It comes equipped with SKATE cuffing and heel counter, both created with TPU for improved stance position and reliable transfer of energy. It's a good price-performance boot, ensuring some good skating at a desirable level of comfort.

## SKIS

### FEATURES

#### NANO HIGH BASE

The fastest base available. Nanosilicate particles embedded in a high-molecular sintered base result in higher durability and 6% increase in speed compared to leading sintered bases.

#### HM SINTERED GRAPHITE RACE BASE

All high-quality graphite racing bases have one thing in common, that they consist of ultra-high molecular polyethylene and have a high proportion of high-quality carbon (15-25%), which gives the base the black colour.

#### AIR CORE BASALITE

Combination of Air Core material and extremely lightweight wood with air channels for efficient weight saving. Basalt fibres for perfect flex characteristics regardless of temperature.

#### MULTI GRIP EMBOSSED

Provides perfect grip and control of the kick – especially in soft snow into the backcountry every day you ski.

#### DUAL GRIP BASE

The base of the ski features grip premium crown, a combination of double crown segments with single crown in the rear section of the ski for better gliding properties.

#### PE BASE

Developed to suit the needs of occasional skiers requiring little to no maintenance .

#### MULTIGRIP EMBOSSED BASE

A combination of various grip technologies for efficient power transfer and optimum glide.

#### SOLLTE GRIP BASE

Developed for better climbing and gliding in all snow conditions and ideally suited to backcountry skis.

#### SKIN TECH BASE

Made of 65% mohair and 35% nylon Alpina's Skin Tech base delivers the perfect balance of glide and grip in virtually all conditions. No special maintenance is required and skin segments are easily exchangeable.

#### STEEL EDGE

Steel edges significantly extend the ski life and greatly increase control in icy and ungroomed conditions especially when descending.

## COMPETITION



As the name suggests, the Velocity Skate NIS Skis by Alpina are light and lively skate skis allowing you to set the pace and put you atop the podium. The resilient wood core construction provides a consistent and predictable performance with a smooth glide. The tapered sidecut makes these skis quick in set tracks and the reduced swing weight makes it easier to release the tip when you're transitioning between strides. A sintered P-Tex 2000 base gives an even efficient glide and is easy to maintain and holds wax well. Eoned NIS plates are designed to accept Rottefella NIS NNN bindings with easy slide-on installation. No drilling or tools required. Compatible with all NIS bindings and all NNN boots.

ELITE 3.0	SM 5771
sidecut	54-48-52
lengths (cm)	181,188
construction	CAP
core	AIRCEL AVIFLEX
base	NANO HIGH SPEED



ELITE 3.0 SKIN	SM 5781
sidecut	54-48-52
lengths (cm)	188, 202
construction	CAP
core	AIRCEL AVIFLEX
base	PRG 4100 / MOHAIR RACE

# ACTION



If resort skiing is your destination, then mount up in a pair of Frontier skis. The waxless bases are easy to care for and perform well on groomed and tracked trails. Premounted with Rottefella's Touring Auto binding for easy step in and push-button release, the interface can be upgraded to a MOVE binding for a heightened experience. Recommended boots: T10, T10Eve, T5

<b>FRONTIER</b>	<b>SM 5531</b>
sidecut	50-45-48
lengths (cm)	166,174,182,198
construction	CHYBRID
core	WOOD CORE
base	MULTIGRIP EMBOSSED



If resort skiing is your destination, then mount up in a pair of Frontier skis. The waxless bases are easy to care for and perform well on groomed and tracked trails. Premounted with Rottefella's Touring Auto binding for easy step in and push-button release, the interface can be upgraded to a MOVE binding for a heightened experience. Recommended boots: T10, T10Eve, T5

<b>FRONTIER SKIN</b>	<b>SM 5511</b>
sidecut	50-45-48
lengths (cm)	166,174,182,198
construction	HYBRID
core	WOOD CORE
base	SKIN TECH



Thinking about taking up cross country skiing or replacing a worn out pair of recreational sticks? If so, then the Energy skis are the choice for you. These simple kick and glide skis have a patterned base for grip and some sidecut to help manage turns. Premounted with Rottefella's Basic binding, the package setup is affordable and will provide years of winter fun! Recommended boots: T10, T10Eve, T5

<b>ENERGY</b>	<b>SM 5551</b>
sidecut	54-48-52
lengths (cm)	170,175,180,185,190,195,200,205,210
construction	HYBRID
core	LITE WOOD CORE
base	MULTIGRIP EMBOSSED BASE



Thinking about taking up cross country skiing or replacing a worn out pair of recreational sticks? If so, then the Energy skis are the choice for you. These simple kick and glide skis have a patterned base for grip and some sidecut to help manage turns. Premounted with Rottefella's Basic binding, the package setup is affordable and will provide years of winter fun! Recommended boots: T10, T10Eve, T5

<b>ENERGY JR</b>	<b>SM 5571/ SM 5122</b>
sidecut	54-48-52
lengths (cm)	100,110,120,130,140,150,160
construction	CAP
core	WOOD CORE
base	PE BASE/DUAL GRIP BASE

# TOURING



The Control 60 is a perfect for beginners to cross country skiing who want a versatile ski that glides on the groomed tracks in the classic skiing style. The Posi-grip base aides on small climbs ascension while the early rise tip design helps in turning. Premounted with Rottefella's Touring Auto bindings for easy step in and push button release for exiting. Recommended boots: T30, T30 Eve, T15, T15 Eve

<b>CONTROL 60 PM</b>	<b>SM 5681/ SM 5691</b>
sidecut	60-50-55
lengths (cm)	170,180,190,200
construction	CAP
core	ULTRA LIGHT WOOD CORE
base	MULTIGRIPGRIP EMBOSSED/ PE BASE



The Control name says it all. A light weight waxless ski that functions great out or in the tracks. Durable, capped design with wood core has a resilient feel with great stability. The non-wax Posi-grip base works great in all conditions and has great kick on the up hills. Outfitted with Rottefella's Touring Auto binding for easy use and recreational performance. Recommended boots: T30, T30E

<b>CONTROL 64 PM</b>	<b>SM 5701/ SM5711</b>
sidecut	64-52-60
lengths (cm)	165,175,185,195
construction	CAP
core	ULTRA LIGHT WOOD CORE
base	MULTIGRIPGRIP EMBOSSED BASE

The Control 64E is a superb choice for skiers seeking control and stability when exiting our into their backyard for play time. Outfitted with a full metal edge and patterned base, the skis glide and grip quite easily while inspiring confidence through the entire outing. Recommended boots: T30, T30E

<b>CONTROL 64 EDGE PM</b>	<b>SM 5721</b>
sidecut	64-52-60
lengths (cm)	165,175,185,195
construction	CAP
core	ULTRA LIGHT WOOD CORE
base	MULTIGRIPGRIP EMBOSSED BASE
edge	YES

The Control name says it all. In red color, light weight waxless ski that functions great out or in the tracks. Durable, capped design with wood core has a resilient feel with great stability. The non-wax Posi-grip base works great in all conditions and has great kick on the up hills. Recommended boots: T30, T30E

<b>CONTROL 64 EDGE FLAT</b>	<b>SM5871</b>
sidecut	64-52-60
lengths (cm)	165,175,185,195
construction	CAP
core	ULTRA LIGHT WOOD CORE
base	MULTIGRIPGRIP EMBOSSED BASE



# BACKCOUNTRY



If you plan to balance your time between off trail and sliding on the groomed track, the Discovery 68 is the ideal companion. The patterned base easily ascends while the full metal edge gives you confidence on the downhill. As a flat ski, the interface can be mounted for either telemark or NNN setups. Recommended boots: Alaska, Wyoming, Montana

## DISCOVERY 68 SM 5731/ SM5741

sidecut	64-52-60
lengths (cm)	160,170,180,190
construction	CAP
core	ULTRA LIGHT WOOD CORE
base	MULTIGRIPGRIP EMBOSSED BASE

If you plan to balance your time between off trail and sliding on the groomed track, the Discovery 68 black is the ideal companion. The patterned base easily ascends while the full metal edge gives you confidence on the downhill. As a flat ski, the interface is premounted with Rottefela BC Auto binding. Recommended boots: Alaska, Wyoming, Montana

## DISCOVERY 68 PM SM 5851

sidecut	64-52-60
lengths (cm)	160,170,180,190
construction	CAP
core	ULTRA LIGHT WOOD CORE
base	MULTIGRIPGRIP EMBOSSED BASE

If you plan to balance your time between off trail and sliding on the groomed track, the Discovery 68 T black is the ideal companion. The patterned base easily ascends while the green plastic edge gives you confidence on the downhill. As a flat ski, the interface can be mounted for either telemark or NNN setups. Recommended boots: Alaska, Wyoming, Montana

## DISCOVERY 68 T SM 5861

sidecut	64-52-60
lengths (cm)	160,170,180,190
construction	CAP
core	ULTRA LIGHT WOOD CORE
base	MULTIGRIPGRIP EMBOSSED BASE



The perfect choice for skier that demand stability, control and edge grip in the ungroomed terrain. Full metal edges provide grip when you need to head downhill or control when you need to traverse across steeper terrain. The camber design aides in flotation and issues easier maneuvering when you need to change course. Recommended boots: Alaska, Wyoming, Montana

## DISCOVERY 80 SM 5751

sidecut	80-58-69
lengths (cm)	175,186,197,208
construction	CAP
core	ULTRA LITE WOOD CORE
base	MULTIGRIPGRIP EMBOSSED BASE
steel edge	YES



Geared towards alpine pursuits with its stiffer flex, the 102 has the equal ability to go up as well as down. The wide tip and narrow waist provide exceptional turning and responsiveness for tight areas. A good choice for telemark skiers. Recommended boots: Alaska

## DISCOVERY 102 SM 5761

sidecut	102-64-87
lengths (cm)	148,158,168,178
construction	CAP
core	ULTRA LITE WOOD CORE
base	PE BASE
steel edge	YES

## POLES

### FEATURES

#### **XC COMFORT STRAP**

New -- Biathlon style, easy adjustable loop.

#### **TEXTILE STRAP**

Strong adjustable strap delivers comfort and weight distribution around the wrist.

#### **CORK GRIP**

Ergonomic natural cork grip for warmth and feel.

#### **PE GRIP**

Dual material ergonomic grip with soft foam for greater warmth.

#### **ALUMINUM 7075**

Our shafts, made of aircraft quality Aluminum alloy 7075 are strengthened and tempered, for maximum quality, and lasting durability.

#### **3K CARBON FIBER**

It is carbon fiber with classic carbon fiber look! It's light, relatively stiff and easy to get and make. 3K got higher elongation before failure and ultimate strength, thinner tubing can be filament wound, with the same grade, stiffness and strength which are not affected by tow size.

#### **ALUMINUM 5083**

Our shafts made with Aluminum alloy 5083 are made in Italy and each tube is checked by our exacting robots and our technicians to ensure the highest quality

#### **XC CARBIDE TIP**

Carbide tip for lasting performance

#### **STEEL TIP**

Steel tip for value and durability

#### **XC TOURING BASKET**

Good support and grip both on and off track

#### **XC BC BASKET**

Greater surface area for deeper softer snow conditions and a carbide tip for durability and grip when its icy

## PRODUCTS



### **CX 100**

PA3201

length  
**130-170 cm**

tube  
**AL 5083**

Ø  
**16 mm**

basket  
**racing**

tip  
**steel**

grip  
**cork**

glove  
**pe**

**xc comfort alpina**



### **ST JR**

PA3171

length  
**90-115 cm**

tube  
**AL 5083**

Ø  
**16 mm**

basket  
**touring**

tip  
**steel**

grip  
**pe**

glove  
**pe**

**textile strap**



### ST

PA3121

length  
**120-160 cm**  
tube  
**AL 5083**  
Ø  
**16 mm**  
basket  
**touring**  
tip  
**steel**  
grip  
**pe**  
glove  
**textile strap**



### ST

PA3131

length  
**120-160 cm**  
tube  
**AL 5083**  
Ø  
**16 mm**  
basket  
**touring**  
tip  
**steel**  
grip  
**pe**  
glove  
**textile strap**



### ST PLUS

PA3141

length  
**120-160 cm**  
tube  
**AL 5083**  
Ø  
**16 mm**  
basket  
**touring**  
tip  
**steel**  
grip  
**cork**  
glove  
**textile strap**



### ST PLUS

PA3151

length  
**120-160 cm**  
tube  
**AL 5083**  
Ø  
**16 mm**  
basket  
**touring**  
tip  
**steel**  
grip  
**cork**  
glove  
**textile strap**



### BC

PA3191

length  
**120-165 cm**  
tube  
**AL 5083**  
Ø  
**16 mm**  
basket  
**backcountry**  
tip  
**carbide**  
grip  
**cork**  
glove  
**xc comfort alpina**



### XT

PA3181

length  
**120-160 cm**  
tube  
**AL 5083**  
Ø  
**16 mm**  
basket  
**backcountry**  
tip  
**steel**  
grip  
**cork**  
glove  
**xc comfort alpina**

# GRIP WALK

*firmly on the ground*



**GW HEEL AND TOE**  
**KID**

2A741  
C norm



**GW HEEL AND TOE**  
**LADY AND JUNIOR**

2A721  
A norm



**GW HEEL AND TOE**  
**MAN**

2M051  
A norm



Walking in ski boots can be a rather slippery affair on some surfaces but the new GripWalk sole and binding system turns a conventional ski boot into a real performance miracle. This is achieved by the excellent grip, rounded high profile soles and the GripWalk binding components perfectly tailored to them.



#### **NATURAL WALKING FEELING**

It will make you doubt you are wearing ski boots. The rounded sole improves the rolling ability on every step you take.



#### **NON-SLIP MATERIAL**

Designed with superior materials and a pronounced profile, the ergonomic sole holds a perfect grip on any slippery surface.



#### **INOVATIVE SYSTEM**

The sole is compatible with most bindings on the market, without the need for height adjustment. While the toe and heel pads can be replaced at any time.



# Strength, Versatility & Comfort



## Height /Volume Adjustable Spoiler

A special element at the rear of the boot enables modification of the height / volume of the cuff.



## Canting

The best skiers demand the perfect stance. Adjustable canting allows for the lateral alignment of the boot to be adapted to individual preferences, which enables the skier to develop perfect technique.



## SKI/HIKE

Switching between ski- and walk-modes has never been simpler or easier – just insert the end of a ski pole, switch, and go.


## Xframe

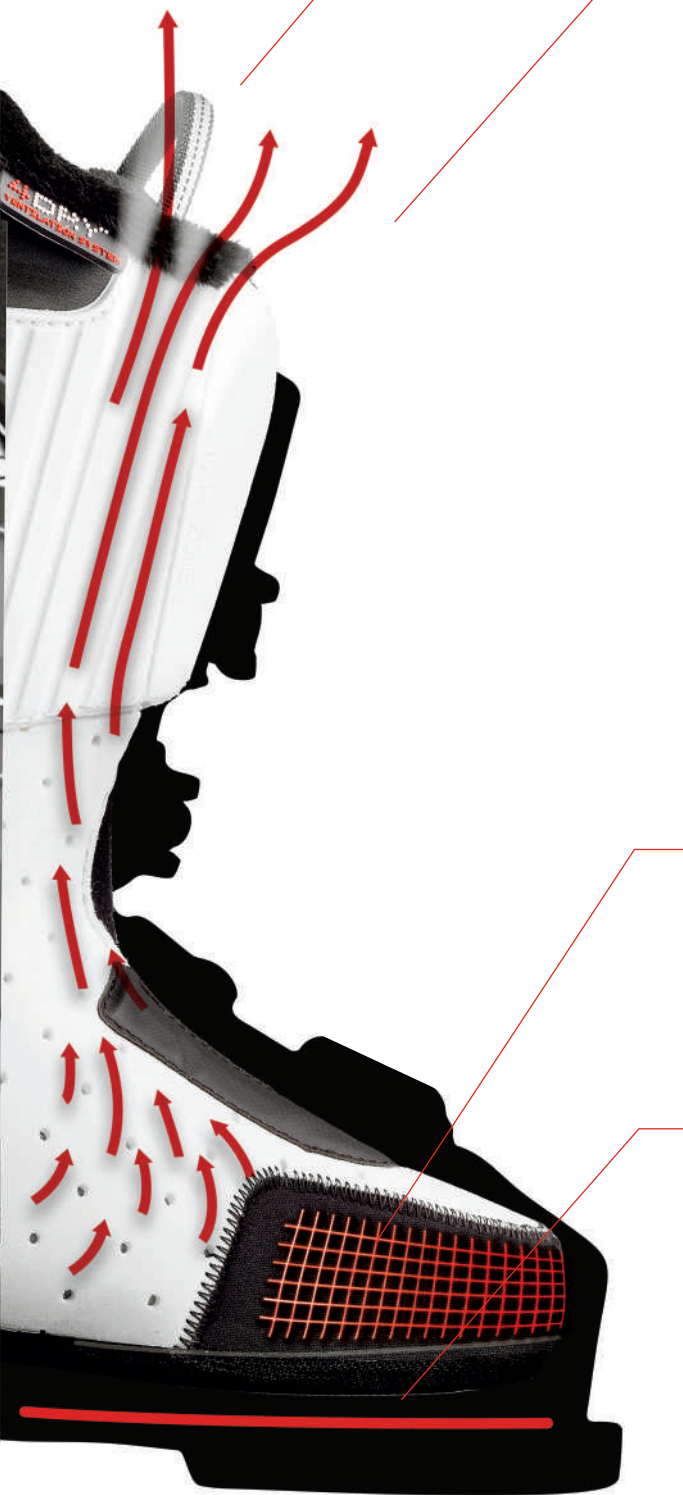
A rigid, lightweight structural frame connects the four main stress points and is reinforced on the most demanding axes, ensuring maximum strength and rigidity while reducing weight.



## GRIP WALK

Designed with superior materials and a pronounced profile, the ergonomic sole holds a perfect grip on any slippery surface.





### Easy entry system

Both the specially designed construction of the instep and the innovative Easy Entry system make boots simple to get on/off quickly and easily.



### 4DRY

4DRY liners provide breathability, drainage, ventilation and water resistance, keeping the foot warm, dry and comfortable.



### Custom Fit

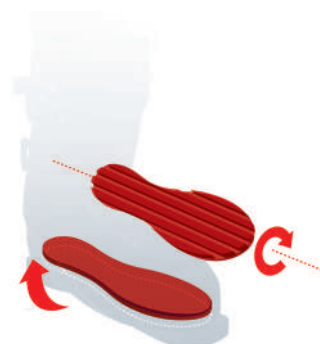
Alpina liners boast a number of key features that ensure a perfect balance between performance and comfort. Thermoformable foam ensures optimal fit in the sensitive ankle area, while the specially-designed foreliner adapts to the many variations in foot profiles.



Alpina's unique fully-integrated InTemp heating system keeps your feet comfortably warm at all times, but never overheated.



By swapping the specially designed Volume Control Plate between the left and the right boots you can adjust the boot volume for optimum fit.



# ELITE MEN'S

STEP IT UP



**NEW**

## ELITE 120 HEAT

3X011

size run  
250, 255, ... 325  
skier type  
**Advanced**  
color  
**Gray**  
shell  
**Polyether**  
cuff  
**Polyolefine**  
flex  
**120**  
last  
**100/102**



4DRY



This boot cuts no corners! Constructed for better pressure transfer from the foot to the skis, it comes reinforced with the X frame and a tighter grip. The 4DRY lining system allows the foot to breathe while the rear spoiler can be adjusted to one's liking. The heated hard hitter will take your skiing to the next level!



**NEW**

## ELITE 90

3X021

size run  
250, 255, ... 325  
skier type  
**Advanced**  
color  
**Petrolio**  
shell  
**Polyolefine**  
cuff  
**Polyolefine**  
flex  
**90**  
last  
**100/102**



The softer of the two, this ski boot packs all features of its younger sister but does it with more style and comfort. Technically still on the stiffer side, it provides a generous influence on handling and precision for the intermediate to advanced skier looking to cut into the snow.



**NEW**

## ELITE 90

3X022

size run  
250, 255, ... 325  
skier type  
**Advanced**  
color  
**Petrolio/Gray**  
shell  
**Polyolefine**  
cuff  
**Polyolefine**  
flex  
**90**  
last  
**100/102**



The softer of the two, this ski boot packs all features of its younger sister but does it with more style and comfort. Technically still on the stiffer side, it provides a generous influence on handling and precision for the intermediate to advanced skier looking to cut into the snow.



# INTEMP HEATING

*fully integrated, fully energized*



**ALPINA'S** UNIQUE FULLY-INTEGRATED **INTEMP** HEATING SYSTEM KEEPS YOUR FEET COMFORTABLY **WARM AT ALL TIMES**, BUT NEVER OVERHEATED.

## CHARGING

The boot's charging input is small, discrete, easily accessed and weather-proofed. Smart and simple – no need to disassemble the boot to charge.

## BATTERY

Batteries are fully integrated inside the boot, and also easily changeable.

## SMART CONTROL

Ready to use with the simple push of a button, the system runs at full-power for initial warm-up, then automatically returns to normal power, so feet are optimally warmed but never overheated.



# InTemp

We bid farewell to the cold days on the slope. The new InTemp heating technology ensures a warm embrace of the foot at a push of a button. Its easy access, smart charge, and discrete design will surely leave a comfortable and warm impression.



# XTR

## PROVING GROUND



**NEW**

### XTRACK 90 HEAT

3X031

size run  
250, 255, ... 325

skier type

**Advanced**

color

**Petrolio**

shell

**Polyolefine**

cuff

**Polyolefine**

flex

**90**

last

**102/104**



Designed with a built-in heating system InTemp, this boot provides maximum comfort while still performing at a high level. The reinforced X frame offers additional support and stability on steeper terrain. This mid-range ski boot is perfect for beginners looking to take their game to the next level!



**NEW**

### XTRACK 90

3X071

size run  
250, 255, ... 325

skier type

**Advanced**

color

**Petrolio**

shell

**Polyolefine**

cuff

**Polyolefine**

flex

**90**

last

**102/104**



This boot provides maximum comfort while still performing at a high level. The reinforced X frame offers additional support and stability on steeper terrain. This mid-range ski boot is perfect for beginners looking to take their game to the next level!



**NEW**

### XTRACK 70

3X041

size run  
250, 255, ... 325

skier type

**Recreational**

color

**Black**

shell

**Polyolefine**

cuff

**Polyolefine**

flex

**70**

last

**102/104**



For those who are just starting their skiing journey, this is the ideal boot to try on. Like the 90, it is supported with an X frame for better performance and stability. The comfortable lining and softer flex will keep the foot relaxed at all times and make a day on the slopes an unforgettable experience.

**GRIP WALK SOLD SEPARATELY**



**NEW**  
**XTRACK 70**

3X042  
size run  
250, 255, ... 325  
skier type  
Recreational  
color  
Petrolio/Gray  
shell  
Polyolefine  
cuff  
Polyolefine  
flex  
70  
last  
102/104



For those who are just starting their skiing journey, this is the ideal boot to try on. Like the 90, it is supported with an X frame for better performance and stability. The comfortable lining and softer flex will keep the foot relaxed at all times and make a day on the slopes an unforgettable experience.

**GRIP WALK SOLD SEPARATELY**



**NEW**  
**XTRACK 60**

3X051  
size run  
250, 255, ... 325  
skier type  
Recreational  
color  
Black  
shell  
Polyolefine  
cuff  
Polyolefine  
flex  
60  
last  
102/104



The softest boot in the line almost slides on foot but still holds a tight grip when it is supposed to. Adjustable height and volume, comfortable soft flex, and reinforced X frame make this boot a perfect fit for beginners.

**GRIP WALK SOLD SEPARATELY**



**NEW**  
**XTRACK 60**

3X052  
size run  
250, 255, ... 325  
skier type  
Recreational  
color  
Black  
shell  
Polyolefine  
cuff  
Polyolefine  
flex  
60  
last  
102/104



The softest boot in the line almost slides on foot but still holds a tight grip when it is supposed to. Adjustable height and volume, comfortable soft flex, and reinforced X frame make this boot a perfect fit for beginners.

**GRIP WALK SOLD SEPARATELY**

# WOMEN'S EVE

BE THE FIRST

## THE POWER OF LIGHT

She's EVE, the first of her kind. Now with reduced weight and pure muscle. Be lighter, ski faster and stay in control.



**NEW**

### EVE 75 HEAT, EVE 75\*

3Y011, 3Y021\*  
size run  
**220, 225 ... 275**  
skier type  
**Intermediate**  
color  
**Black**  
shell  
**Polyolefine**  
cuff  
**Polyolefine**  
flex  
**75**  
last  
**102**



NEW  
Micro ALU buckle  
Anatomically shaped shell  
Volume expander  
Light weight construction

Tackle the slopes with confidence in the new heated EVE75 boot! Our lightweight contender hits the hardest among women's boots. We equipped it with features like Flex 75, Volume Expander, GRIP WALK, and new ergonomic fit shell and wire catcher buckle. While they may be just words to some, you will notice the difference as you carve your way downhill.



### EVE 75

3L341  
size run  
**220, 225 ... 275**  
skier type  
**Intermediate**  
color  
**Mint**  
shell  
**Polyolefine**  
cuff  
**Polyolefine**  
flex  
**75**  
last  
**102**



NEW  
Micro ALU buckle  
Anatomically shaped shell  
Volume expander  
Light weight construction

This boot packs a punch for the intermediate or advanced skier looking for more control and responsiveness on their skis. Sporting all the same features as the younger sister, the hardest boot in the line will enhance your performance while maintaining your preferred level of comfort.



### EVE 65

3L361  
size run  
**220, 225 ... 275**  
skier type  
**Recreational**  
color  
**Black**  
shell  
**Polyolefine**  
cuff  
**Polyolefine**  
flex  
**65**  
last  
**102**



NEW  
Micro ALU buckle  
Anatomically shaped shell  
Volume expander  
Light weight construction

Get the most bang for your buck with the EVE65. This rich black stunner of a boot is more than just an eyecatcher. Anatomically shaped shell and advanced features enable a tailored skiing experience driven by comfort, not excluding the accuracy needed to ski at a high level.



## EVE 65

3L362  
 size run  
**220, 225 ... 275**  
 skier type  
**Recreational**  
 color  
**White**  
 shell  
**Polyolefine**  
 cuff  
**Polyolefine**  
 flex  
**65**  
 last  
**100**



NEW  
 Micro ALU buckle  
 Anatomically  
 shaped shell  
 Volume  
 expander  
 Light weight  
 construction

The prize fighter of the line has a soft spot for those that prefer comfort over performance. This snow-white beauty of a boot is more than just an eyecatcher. Its anatomical design will prevent you from putting additional weight on your foot, maintain your legs fresh, and keep you plowing through snow.

# RUBY

FEEL THE RUSH



## RUBY 60

3L431  
 size run  
**220, 225 ... 275**  
 skier type  
**Recreational**  
 color  
**Black**  
 shell  
**Polyolefine**  
 cuff  
**Polyolefine**  
 flex  
**60**  
 last  
**104**



VCR

With this boot, comfort comes first. It's built for entry-level skiers with a preference for relaxed and enjoyable riding. We equipped it with volume control for a desired fit in the foot and calf area, and adjustable macro buckle for comfort by ones measure. Choose the color that best fits your style and take on the mountain!



## RUBY 60

3L432  
 size run  
**220, 225 ... 275**  
 skier type  
**Recreational**  
 color  
**White**  
 shell  
**Polyolefine**  
 cuff  
**Polyolefine**  
 flex  
**60**  
 last  
**104**



VCR

With this boot, comfort comes first. It's built for entry-level skiers with a preference for relaxed and enjoyable riding. We equipped it with volume control for a desired fit in the foot and calf area, and adjustable macro buckle for comfort by ones measure. Choose the color that best fits your style and take on the mountain!

# DUO

FUN NEVER STOPS

## SMALL SIZE. BIG AMBITION.

A world of adventure comes in a smaller package. From modest designs to power machines equipped with the latest features, there is a perfect boot waiting to bite into the snow.



### DUO 70

3E881

size run  
**220, 225, ... 275**  
skier type  
**Advanced**  
color  
**Red**  
shell  
**Polyolefine**  
cuff  
**Polyolefine**  
flex  
**70**

**GRIP  
WALK**

Mega elite micro  
buckle

Anatomically  
shaped shell

height adjustable  
spoiler

Get the most out of your skis. Advanced technology solutions ensure superior responsiveness while staying light on your feet. But don't let it fool you. This kid has an attitude. An anatomic footbed, harder flex, and an ergonomically shaped shell make it tough to beat on the slopes.

**GRIP WALK SOLD SEPARATELY**



# DUO MAX

FUN NEVER STOPS



## DUO 4 MAX

**3E893**  
size run  
**220, 225, ... 275**  
skier type  
**Recreational**  
color  
**Deep blue**  
shell  
**Polyolefine**  
cuff  
**Polyolefine**  
flex  
**Soft**

### GRIP WALK OPTION

Light duo wire buckle

Anatomically shaped shell

Light weight construction

This boot is as comfortable as your favorite shoe but with more impressive features. We fitted it with an anatomically designed shell for a tighter grip where and when it matters the most. For a softer step we suggest the Grip Walk option, a feature that comes in handy. Don't settle just for comfort when you can have high functioning comfort. Pick your favorite color and ride in style.

**GRIP WALK SOLD SEPARATELY**



## DUO 3 MAX

**3E923**  
size run  
**220, 225, ... 275**  
skier type  
**Recreational**  
color  
**Deep blue**  
shell  
**Polyolefine**  
cuff  
**Polyolefine**

### GRIP WALK OPTION

Anatomically shaped shell

Light weight construction

Even beginners deserve great equipment. That is why we armed the new DUO 3 kid's boot with an anatomically shaped shell and boxed it in stunning design. We gathered the best materials we could find and built a feather-light contender. This one is a perfect fit for the ones who prefer a softer boot but like to let it rip from time to time. Fit it with Grip Walk to step smoothly and roll with ease.

**GRIP WALK SOLD SEPARATELY**



## DUO 2 MAX

**3F423**  
size run  
**165-215**  
skier type  
**Recreational**  
color  
**Deep blue**  
shell  
**Polyolefine**  
cuff  
**Polyolefine**

### GRIP WALK OPTION

Anatomically shaped shell

Light weight construction

Collect only good moments in this soft flex kid's boot. It is easy to put on and easy to take off after a hard day's skiing. Due to its relaxed fit, the foot will breathe more efficiently, and the advanced lining will keep it from sweating. A beginner boot that doesn't lack any special features of its peers comes in a variety of attractive styles and colors. Take your pick.

**GRIP WALK SOLD SEPARATELY**



## DUO 1 MAX

**3F403**  
size run  
**150-220**  
skier type  
**Recreational**  
color  
**Deep blue**  
shell  
**Polyolefine**  
cuff  
**Polyolefine**

Beginners will find a reliable partner in this boot. The DUO 1 is equipped with a firm shell for added support and to prevent any undesirable tumbles. It's not loose on foot, but it won't smother it either. The interior offers plenty of breathing room for the toes, ensuring maximum fit at a high level of comfort on and off the skis.

# DUO GIRL

FUN NEVER STOPS



## DUO 4 GIRL

**3E901**  
 size run  
**220, 225, ... 275**  
 skier type  
**Recreational**  
 color  
**Turquoise**  
 shell  
**Polyolefine**  
 cuff  
**Polyolefine**  
 flex  
**Soft**

**GRIP WALK**  
 OPTION

Light duo wire  
 buckle

Anatomically  
 shaped shell

Light weight  
 construction

This boot is as comfortable as your favorite shoe but with more impressive features. We fitted it with an anatomically designed shell for a tighter grip where and when it matters the most. For a softer step we suggest the Grip Walk option, a feature that comes in handy. Don't settle just for comfort when you can have high functioning comfort. Pick your favorite color and ride in style.

**GRIP WALK SOLD SEPARATELY**



## DUO 3 GIRL

**3E931**  
 size run  
**220, 225, ... 275**  
 skier type  
**Recreational**  
 color  
**Turquoise**  
 shell  
**Polyolefine**  
 cuff  
**Polyolefine**

**GRIP WALK**  
 OPTION

Anatomically  
 shaped shell

Light weight  
 construction

Even beginners deserve great equipment. That is why we armed the new DUO 3 kid's boot with an anatomically shaped shell and boxed it in stunning design. We gathered the best materials we could find and built a feather-light contender. This one is a perfect fit for the ones who prefer a softer boot but like to let it rip from time to time. Fit it with Grip Walk to step smoothly and roll with ease.

**GRIP WALK SOLD SEPARATELY**



## DUO 2 GIRL

**3F431**  
 size run  
**165-215**  
 skier type  
**Recreational**  
 color  
**Turquoise**  
 shell  
**Polyolefine**  
 cuff  
**Polyolefine**

**GRIP WALK**  
 OPTION

Anatomically  
 shaped shell

Light weight  
 construction

Collect only good moments in this soft flex kid's boot. It is easy to put on and easy to take off after a hard day's skiing. Due to its relaxed fit, the foot will breathe more efficiently, and the advanced lining will keep it from sweating. A beginner boot that doesn't lack any special features of its peers comes in a variety of attractive styles and colors. Take your pick.

**GRIP WALK SOLD SEPARATELY**



## DUO 1 GIRL

**3F411**  
 size run  
**150-220**  
 skier type  
**Recreational**  
 color  
**Turquoise**  
 shell  
**Polyolefine**  
 cuff  
**Polyolefine**

Beginners will find a reliable partner in this boot. The DUO 1 is equipped with a firm shell for added support and to prevent any undesirable tumbles. It's not loose on foot, but it won't smother it either. The interior offers plenty of breathing room for the toes, ensuring maximum fit at a high level of comfort on and off the skis.



# DUO

## FUN NEVER STOPS



### **NEW** DUO 4

3E894  
size run  
220, 225, ... 275  
skier type  
Recreational  
color  
Black  
shell  
Polyolefine  
cuff  
Polyolefine  
flex  
Soft

**GRIP  
WALK  
OPTION**

Light duo wire  
buckle

Anatomically  
shaped shell

Light weight  
construction

This boot is as comfortable as your favorite shoe but with more impressive features. We fitted it with an anatomically designed shell for a tighter grip where and when it matters the most. For a softer step we suggest the Grip Walk option, a feature that comes in handy. Don't settle just for comfort when you can have high functioning comfort. Pick your favorite color and ride in style.

**GRIP WALK SOLD SEPARATELY**



### **NEW** DUO 3

3E924  
size run  
220, 225, ... 275  
skier type  
Recreational  
color  
Black  
shell  
Polyolefine  
cuff  
Polyolefine

**GRIP  
WALK  
OPTION**

Anatomically  
shaped shell

Light weight  
construction

Even beginners deserve great equipment. That is why we armed the new DUO 3 kid's boot with an anatomically shaped shell and boxed it in stunning design. We gathered the best materials we could find and built a feather-light contender. This one is a perfect fit for the ones who prefer a softer boot but like to let it rip from time to time. Fit it with Grip Walk to step smoothly and roll with ease.

**GRIP WALK SOLD SEPARATELY**



### **NEW** DUO 2

3F424  
size run  
165-215  
skier type  
Recreational  
color  
Black  
shell  
Polyolefine  
cuff  
Polyolefine

**GRIP  
WALK  
OPTION**

Anatomically  
shaped shell

Light weight  
construction

Collect only good moments in this soft flex kid's boot. It is easy to put on and easy to take off after a hard day's skiing. Due to its relaxed fit, the foot will breathe more efficiently, and the advanced lining will keep it from sweating. A beginner boot that doesn't lack any special features of its peers comes in a variety of attractive styles and colors. Take your pick.

**GRIP WALK SOLD SEPARATELY**



### **NEW** DUO 1

3F404  
size run  
150-220  
skier type  
Recreational  
color  
Black  
shell  
Polyolefine  
cuff  
Polyolefine

Beginners will find a reliable partner in this boot. The DUO 1 is equipped with a firm shell for added support and to prevent any undesirable tumbles. It's not loose on foot, but it won't smother it either. The interior offers plenty of breathing room for the toes, ensuring maximum fit at a high level of comfort on and off the skis.

# KID'S EON

*fun and easy*

Anatomically shaped shell ensures the perfect position of the foot.

Lightweight construction provides superb comfort all day long.

**GRIP**<sup>®</sup>  
**WALK**

Designed with superior materials and a pronounced profile, this ergonomic sole provides excellent grip even on slippery surfaces and makes walking in ski boots easier and more natural.



**EASY ON BOOT** Our EON boot is easy and quick to put on, leaving you with more time to just have fun on the ski slopes.

## EASY ON BOOTS FOR YOUNG SKIERS

Our innovative Easy On boot features innovative design, superb comfort and attractive look, perfect for little skiing superstars.



### BUCKLE UP IN NO TIME

Our easy-to-use buckle system is kid-friendly, extremely reliable and guarantees a perfect fit.



### EASY ON SYSTEM

Wide opening makes it easy to get in and out of the boot, giving your kids the chance to do it all by themselves.

# EON

FUN AND EASY



## **NEW** EON

**3K071**  
size run  
**140-215**  
skier type  
**Recreational**  
color  
**Black/White**  
shell  
**Polyolefine**  
cuff  
**Polyolefine**  
flex  
**Soft**

### **GRIP** **WALK** OPTION

Anatomically  
shaped shell

Light weight  
construction

This hip boot makes the lives of young skiers (and their parents!) a lot easier. Thanks to our innovative Easy On system that enables extremely wide opening of the boot, kids can put them on and take them off without a struggle. The Grip Walk option enables easier walking to and from the slopes, while the lightweight construction and anatomically shaped shell provide superb comfort for young feet.

**GRIP WALK SOLD SEPARATELY**



## **NEW** EON GIRL

**3K072**  
size run  
**140-215**  
skier type  
**Recreational**  
color  
**White/Pink**  
shell  
**Polyolefine**  
cuff  
**Polyolefine**  
flex  
**Soft**

### **GRIP** **WALK** OPTION

Anatomically  
shaped shell

Light weight  
construction

Combining impressive features and attractive, stylish look for the ladies, this boot will ensure that you get the most out of your day on the white slopes. Our special Easy On design with wide opening makes it easy for kids to get in and out of the boot, while the Grip Walk option, lightweight construction and anatomically shaped shell guarantee perfect comfort.

**GRIP WALK SOLD SEPARATELY**



## **NEW** EON RTL

**3K081**  
size run  
**140-215**  
skier type  
**Recreational**  
color  
**Black**  
shell  
**Polyolefine**  
cuff  
**Polyolefine**  
flex  
**Soft**

### **GRIP** **WALK** OPTION

Anatomically  
shaped shell

Light weight  
construction

Boasting all the advantages of classic EON boot, this boot also offers innovative solutions for rental shops. The lining with antibacterial treatment guarantees excellent hygiene and protection, EAN code ensures easy and efficient tracking, clearly visible size labels make it easier to find the right size, while extremely durable lining makes the boot more resistant to wear and tear, allowing it to stay in top shape for years to come.

**GRIP WALK SOLD SEPARATELY**



**NEW**

**J 4**

3J321  
size run  
225-265  
skier type  
**Recreational**  
color  
**Black**  
shell  
**Polyolefine**  
cuff  
**Polyolefine**  
flex  
**Soft**

This boot is as comfortable as your favorite shoe but with more impressive features. We fitted it with an anatomically designed shell for a tighter grip where and when it matters the most. Don't settle just for comfort when you can have high functioning comfort.



**NEW**

**J 3**

3J311  
size run  
225-265  
skier type  
**Recreational**  
color  
**Black**  
shell  
**Polyolefine**  
cuff  
**Polyolefine**

This boot is as comfortable as your favorite shoe but with more impressive features. We fitted it with an anatomically designed shell for a tighter grip where and when it matters the most. Don't settle just for comfort when you can have high functioning comfort.



**NEW**

**J 2**

3K091  
size run  
175-220  
skier type  
**Recreational**  
color  
**Black**  
shell  
**Polyolefine**  
cuff  
**Polyolefine**

This boot is as comfortable as your favorite shoe but with more impressive features. We fitted it with an anatomically designed shell for a tighter grip where and when it matters the most. Don't settle just for comfort when you can have high functioning comfort.



**NEW**  
**J 4 GIRL**

**3J322**  
size run  
**225-265**  
skier type  
**Recreational**  
color  
**White**  
shell  
**Polyolefine**  
cuff  
**Polyolefine**  
flex  
**Soft**

This boot is as comfortable as your favorite shoe but with more impressive features. We fitted it with an anatomically designed shell for a tighter grip where and when it matters the most. Don't settle just for comfort when you can have high functioning comfort.



**NEW**  
**J 3 GIRL**

**3J312**  
size run  
**225-265**  
skier type  
**Recreational**  
color  
**White**  
shell  
**Polyolefine**  
cuff  
**Polyolefine**

This boot is as comfortable as your favorite shoe but with more impressive features. We fitted it with an anatomically designed shell for a tighter grip where and when it matters the most. Don't settle just for comfort when you can have high functioning comfort.



**NEW**  
**J 2 GIRL**

**3K092**  
size run  
**175-220**  
skier type  
**Recreational**  
color  
**White**  
shell  
**Polyolefine**  
cuff  
**Polyolefine**

This boot is as comfortable as your favorite shoe but with more impressive features. We fitted it with an anatomically designed shell for a tighter grip where and when it matters the most. Don't settle just for comfort when you can have high functioning comfort.

# X-LINE

A GOOD START



## **NEW** X5

**3X061**  
size run  
**250, 255, ... 315**  
skier type  
**Intermediate**  
color  
**Black**

shell  
**Polyolefine**  
cuff  
**Polyolefine**  
flex  
**75**  
last  
**102**

An ideal choice for recreational skiers who value a good time, comfort and performance all winter long. The X5 boots will inspire confidence on the trail as they offer many great features to have you looking good and shredding even better.



## **NEW** X5 L

**3Y031**  
size run  
**220, 225 ... 275**  
skier type  
**Recreational**  
color  
**Black**

shell  
**Polyolefine**  
cuff  
**Polyolefine**  
flex  
**65**  
last  
**102**

An ideal choice for recreational skiers who value a good time, comfort and performance all winter long. The X5 boots will inspire confidence on the trail as they offer many great features to have you looking good and shredding even better.

# R4.0

A GOOD START



## R4.0

**3M821\*, 3M831**  
size run  
**255-310\*, 225-275**  
skier type  
**Recreational**  
color  
**Black**

shell  
**Polyolefine**  
cuff  
**Polyolefine**  
flex  
**70**  
last  
**105**

This ski boot is a recreational cruiser. It easily slides on foot, and with its relaxed fit offers plenty of breathing room. Anyone from a complete beginner to a pretty good skier who prefers to take it easy can find a happy home in the Alpina R4.0.



## R4.0

**3M822\*, 3M832**  
size run  
**255-310\*, 225-275**  
skier type  
**Recreational**  
color  
**White**

shell  
**Polyolefine**  
cuff  
**Polyolefine**  
flex  
**70**  
last  
**105**

This ski boot is a recreational cruiser. It easily slides on foot, and with its relaxed fit offers plenty of breathing room. Anyone from a complete beginner to a pretty good skier who prefers to take it easy can find a happy home in the Alpina R4.0.

## RENTAL SPECS



### DISCOVERY XR

3M455\*, 3M465  
 size run 220,230...240\*, 250,260... 320  
 skier type Recreational  
 color Black  
 shell Polyether  
 cuff Polyolefine  
 last 104



We built this boot like a weapon. Its impenetrable outer shell will endure all the accidental bumps and bruises while the interior will take a snug hold of one's foot. It was made to be efficient. It practically slides on foot and the magnesium buckles snap without any extra effort. And you're good to go.

**GRIP WALK SOLD SEPARATELY**



### DISCOVERY 4

3A881\*, 3A951  
 size run 220,230...240\*, 250,260... 320  
 skier type Recreational  
 color Black  
 shell Polyolefine  
 cuff Polyolefine  
 last 104



Built as stable as they come on an advanced X frame, the Discovery 4 holds no punches. It is made to withstand any impacts and last a long time. The price fighter among the rental offer will surely live up to its name.

**GRIP WALK SOLD SEPARATELY**





## DSS SYSTEM RENTAL MODELS AND SIZING



### DSS G

3M40G

Alpina  
23.5  
mondo  
24.5  
size run  
25.5  
sole length  
290 mm



**GRIP**  
WALK  
OPTION

### DSS O

3M390

Alpina  
26.5  
mondo  
27.5  
size run  
28.5  
sole length  
320 mm



**GRIP**  
WALK  
OPTION

### DSS V

3M39V

Alpina  
29.5  
mondo  
30.5  
size run  
31.5  
sole length  
350 mm



**GRIP**  
WALK  
OPTION

### DSS 1

3M551

Alpina  
32.5  
mondo  
33.5  
size run  
34.5  
sole length  
370 mm



**GRIP**  
WALK  
OPTION

Hard on the outside and soft on the inside, it is supported by an X frame chassis for incredible stability and better control on any terrain. We also fitted it with adjustable volume control to ensure a higher level of comfort. This immortal piece of hardware will last longer, no matter how many feet take it for a spin.

GRIP WALK SOLD SEPARATELY

## JUNIOR RENTAL



### DSS KID z

3F33Z

Alpina  
14.5  
mondo  
15.5

sole length  
194 mm



**GRIP**  
WALK  
OPTION

### DSS JUNIOR f

3F31F

Alpina  
16.5  
mondo  
17.5  
size run  
18.5

sole length  
219 mm



**GRIP**  
WALK  
OPTION

### DSS JUNIOR m

3F31M

Alpina  
19.5  
mondo  
20.5  
size run  
21.5

sole length  
245 mm



**GRIP**  
WALK  
OPTION

### DSS JUNIOR C

3E68C

Alpina  
22.5  
mondo  
23.5  
size run  
24.5

sole length  
272 mm



**GRIP**  
WALK  
OPTION

### DSS JUNIOR G

3E68G

Alpina  
25.5  
mondo  
26.5

sole length  
290 mm



**GRIP**  
WALK  
OPTION

# SPECIFICATIONS

## ELITE 3.0

SKIER TYPE:  
ELITE RACING



<b>CODE</b>	> 5361-1;5361-7*	5362-1;5362-7*	5363-1;5363-7*	5364-1;5364-7*	5365-1;5365-7*
<b>MODEL</b>	> ELITE 3.0 SKATE	ELITE 3.0 CLASSIC	ELITE 3.0 DUATHLON	ELITE 3.0 CLASSIC AS	ELITE 3.0 CLASSIC DP
<b>SIZE</b>	> 35-50; 351/2-491/2*	35-50; 351/2-491/2*	35-50; 351/2-491/2*	36-47; 36,5-46,5	35-50; 351/2-491/2*
<b>FIT</b>	RACE	RACE	RACE	RACE	RACE
<b>FLEX</b>	STIFF	SOFT	SOFT	SOFT	SOFT
<b>CUFF</b>	FULL CARBON CUFF		FULL CARBON CUFF		
<b>HEEL COUNTER</b>	ACTIVE EDGE CARBON WITH SSR SKATE SOLE	ACTIVE EDGE CARBON WITH SSR CLASSIC SOLE	ACTIVE EDGE CARBON WITH SSR CLASSIC SOLE	ACTIVE EDGE CARBON WITH SSR CLASSIC SOLE	ACTIVE EDGE CARBON WITH SSR SKATE SOLE
<b>LACING</b>	45° LACING SYSTEM				
	ANATOMIC FOOTBED	ANATOMIC FOOTBED	ANATOMIC FOOTBED	ANATOMIC FOOTBED	ANATOMIC FOOTBED
<b>GAITER</b>	4DRY TEXTILE	4DRY TEXTILE	4DRY TEXTILE	4DRY TEXTILE	4DRY TEXTILE
<b>MATERIALS</b>	NON-PVC	NON-PVC	NON-PVC	NON-PVC	NON-PVC

## PRO

SKIER TYPE:  
ELITE RACING



<b>CODE</b>	> 5366-1;5366-7*	5367-1;5367-7*	5368-1;5368-7*	5369-1;5369-7*	5370-1;5370-7*
<b>MODEL</b>	> PRO SKATE	PRO CLASSIC	PRO CLASSIC DP PLUS	PRO CLASSIC AS	PRO CLASSIC DP
<b>SIZE</b>	> 35-50; 351/2-491/2*	35-50; 351/2-491/2*	35-50; 351/2-491/2*	35-50; 351/2-491/2*	35-50; 351/2-491/2*
<b>FIT</b>	RACE	RACE	RACE	RACE	RACE
<b>FLEX</b>	STIFF	SOFT	SOFT	SOFT	STIFF
<b>CUFF</b>	CARBON CUFF		CARBON CUFF		
<b>HEEL COUNTER</b>	CARBON	TPU	CARBON	CARBON	CARBON
<b>SOLE</b>	ALPINA 2C SOLE	ALPINA 2C SOLE	ALPINA 2C SOLE	ALPINA 2C SOLE	ALPINA 2C SOLE
	ANATOMIC FOOTBED	ANATOMIC FOOTBED	ANATOMIC FOOTBED	ANATOMIC FOOTBED	ANATOMIC FOOTBED
<b>GAITER</b>	4DRY TEXTILE	4DRY TEXTILE	4DRY TEXTILE	4DRY TEXTILE	4DRY TEXTILE
<b>MATERIALS</b>	NON-PVC	NON-PVC	NON-PVC	NON-PVC	NON-PVC

## COMPETITION

SKIER TYPE:  
RACING



**5371-1**



**5372-1**



**5373-1**

<b>CODE</b>	>	<b>5371-1</b>	<b>5372-1</b>	<b>5373-1</b>
<b>MODEL</b>	>	<b>COMP SKATE</b>	<b>COMP CLASSIC</b>	<b>COMP CLASSIC AS</b>
<b>SIZE</b>	>	35-49	35-49	35-49
<b>FIT</b>		DYNAMIC	DYNAMIC	DYNAMIC
<b>FLEX</b>		STIFF	SOFT	SOFT
<b>CUFF</b>		INJECTED CARBON		
<b>HEEL COUNTER</b>		INJECTED CARBON	INJECTED CARBON	INJECTED CARBON
<b>LACING</b>		45° LACING SYSTEM		
<b>SOLE</b>		ALPINA 2C SOLE	ALPINA 2C SOLE	ALPINA 2C SOLE
		ANATOMIC FOOTBED	ANATOMIC FOOTBED	ANATOMIC FOOTBED
<b>GAITER</b>		4DRY TEXTILE	4DRY TEXTILE	4DRY TEXTILE
<b>MATERIALS</b>		NON-PVC	NON-PVC	NON-PVC
		THINSULATE	THINSULATE	THINSULATE

## RACING

SKIER TYPE:  
RACING



**5374-1K**



**5375-1K**



**5376-1K**

<b>CODE</b>	>	<b>5374-1K</b>	<b>5375-1K</b>	<b>5376-1K</b>
<b>MODEL</b>	>	<b>RACING SKATE</b>	<b>RACING CLASSIC</b>	<b>RACING CLASSIC AS</b>
<b>SIZE</b>	>	35-50	35-50	35-50
<b>FIT</b>		DYNAMIC	DYNAMIC	DYNAMIC
<b>FLEX</b>		STIFF	SOFT	SOFT
<b>CUFF</b>		TPU		
<b>HEEL COUNTER</b>		TPU	TPU	TPU
<b>LACING</b>		45° LACING SYSTEM		
<b>SOLE</b>		ALPINA 2C SOLE	ALPINA 2C SOLE	ALPINA 2C SOLE
		ANATOMIC FOOTBED	ANATOMIC FOOTBED	ANATOMIC FOOTBED
<b>GAITER</b>		4DRY TEXTILE	4DRY TEXTILE	4DRY TEXTILE
<b>MATERIALS</b>		THINSULATE	THINSULATE	THINSULATE

# SPECIFICATIONS

## ACTION

SKIER TYPE:  
RECREATIONAL



<b>CODE</b>	>	<b>5321-2K</b>	<b>5320-2K</b>	<b>5322-2K</b>	<b>5579-2K</b>	<b>5578-2K</b>	<b>5977-2K</b>
<b>MODEL</b>	>	<b>ACTION SKATE</b>	<b>ACTION CLASSIC</b>	<b>ACTION CLASSIC AS</b>	<b>ACTION SKATE EVE</b>	<b>ACTION CLASSIC EVE</b>	<b>ACTION CLASSIC AS EVE</b>
<b>SIZE</b>	>	35-50	35-50	35-50	35-42	35-42	35-42
<b>FIT</b>		COMFORT	COMFORT	COMFORT	COMFORT	COMFORT	COMFORT
<b>FLEX</b>		STIFF	SOFT	SOFT	STIFF	SOFT	SOFT
<b>CUFF</b>		TPU		TPU	TPU		TPU
<b>HEEL COUNTER</b>		TPU	TPU	TPU	TPU	TPU	TPU
<b>SOLE</b>		ALPINA 2C SOLE	ALPINA 2C SOLE	ALPINA 2C SOLE	ALPINA 2C SOLE	ALPINA 2C SOLE	ALPINA 2C SOLE
		ANATOMIC FOOTBED	ANATOMIC FOOTBED	ANATOMIC FOOTBED	ANATOMIC FOOTBED	ANATOMIC FOOTBED	ANATOMIC FOOTBED
<b>MATERIALS</b>		PVC	PVC	PVC	PVC	PVC	PVC
		THINSULATE	THINSULATE	THINSULATE	THINSULATE	THINSULATE	THINSULATE

## TOURING

SKIER TYPE:  
TOURING



<b>CODE</b>	>	<b>5354-1K</b>	<b>5355-1K</b>	<b>5356-1K</b>	<b>5357-1K</b>	<b>5358-1K</b>	<b>5359-1K</b>
<b>MODEL</b>	>	<b>T 40</b>	<b>T 30</b>	<b>T 15</b>	<b>T 10</b>	<b>T 5 PLUS</b>	<b>T 5</b>
<b>SIZE</b>	>	35-49	35-49	35-50	35-50	35-50	35-50
<b>FIT</b>		COMFORT	COMFORT	COMFORT	COMFORT	COMFORT	COMFORT
<b>FLEX</b>		STIFF	SOFT	SOFT	SOFT	SOFT	SOFT
<b>CUFF</b>		TPU	TPU	TPU			
<b>HEEL COUNTER</b>		TPU	TPU				
<b>SOLE</b>		ALPINA 2C SOLE	ALPINA 2C SOLE	ALPINA 2C SOLE	NNN T4	NNN T4	ALPINA 2C SOLE
		ANATOMIC FOOTBED	ANATOMIC FOOTBED	ANATOMIC FOOTBED	ANATOMIC FOOTBED	ANATOMIC FOOTBED	ANATOMIC FOOTBED
<b>MATERIALS</b>		PVC	PVC	PVC	PVC	PVC	PVC
		THINSULATE	THINSULATE	THINSULATE	THINSULATE	THINSULATE	THINSULATE

## TOURING

SKIER TYPE:  
TOURING



<b>CODE</b>	> 5243-1K	5586-1K	5587-1K	5588-1K	5589-1K	5591-1K
<b>MODEL</b>	> ADVENTURER 75	T 30 EVE	T 15 EVE	T 10 EVE	T 5 PLUS EVE	T 5 EVE
<b>SIZE</b>	> 35-49	35-42	35-42	35-42	35-42	35-42
<b>FIT</b>	COMFORT	COMFORT	COMFORT	COMFORT	COMFORT	COMFORT
<b>FLEX</b>	SOFT	SOFT	SOFT	SOFT	SOFT	SOFT
<b>CUFF</b>		TPU	TPU			
<b>HEEL COUNTER</b>		TPU				
<b>SOLE</b>	75MM	NEW ALPINA SOLE	NEW ALPINA SOLE	NNN T4	NNN T4	NNN T4
		ANATOMIC FOOTBED	ANATOMIC FOOTBED	ANATOMIC FOOTBED	ANATOMIC FOOTBED	ANATOMIC FOOTBED
<b>MATERIALS</b>	PVC	PVC	PVC	PVC	PVC	PVC
	THINSULATE	THINSULATE	THINSULATE	THINSULATE	THINSULATE	THINSULATE
		WOMEN	WOMEN	WOMEN	WOMEN	WOMEN

## JUNIOR

SKIER TYPE:  
JUNIOR RACING



<b>CODE</b>	> 5583-1	5585-1	5584-1	5960-1K	5959-1K	5982-1K	5983-1K	5984-1K
<b>MODEL</b>	> ELITE 3.0 SKATE JR	ELITE 3.0 DUATHLON JR	ELITE 3.0 CLASSIC JR	T KID	TJ	T 10 JR	T 5 PLUS JR	T 5 JR
<b>SIZE</b>	> 33-45	33-42	33-42	25-38	25-38	25-38	25-38	25-38
<b>FIT</b>	RACE JUNIOR	RACE JUNIOR	RACE JUNIOR	COMFORT JUNIOR	COMFORT JUNIOR	COMFORT JUNIOR	COMFORT JUNIOR	COMFORT JUNIOR
<b>FLEX</b>	STIFF	SOFT	SOFT	STIFF	SOFT	SOFT	SOFT	SOFT
<b>CUFF</b>	INJECTED CARBON	INJECTED CARBON						
<b>HEEL COUNTER</b>	INJECTED CARBON	INJECTED CARBON	INJECTED CARBON					
<b>LACING</b>	45° LACING SYSTEM	45° LACING SYSTEM						
<b>SOLE</b>	ALPINA 2C SOLE	ALPINA 2C SOLE	ALPINA 2C SOLE	NNN T4 JR	NNN T4 JR	NNN T4 JR	NNN T4 JR	NNN T4 JR
	ANATOMIC FOOTBED	ANATOMIC FOOTBED	ANATOMIC FOOTBED	ANATOMIC FOOTBED	ANATOMIC FOOTBED	ANATOMIC FOOTBED	ANATOMIC FOOTBED	ANATOMIC FOOTBED
<b>MATERIALS</b>	4DRY TEXTILE	4DRY TEXTILE	4DRY TEXTILE	4DRY TEXTILE	4DRY TEXTILE	NEOPREN	PVC	PVC
	THINSULATE	THINSULATE	THINSULATE	THINSULATE	THINSULATE	THINSULATE	THINSULATE	THINSULATE

# SPECIFICATIONS

## BACKCOUNTRY

SKIER TYPE:  
BACKCOUNTRY



<b>CODE</b>	> <b>5006-2</b>	<b>5008-2</b>	<b>5171-1</b>	<b>5183-1</b>	<b>5009-1</b>	<b>5302-1</b>
<b>MODEL</b>	> <b>ALASKA</b>	<b>ALASKA 75</b>	<b>ALASKA HEAT</b>	<b>BC 1600</b>	<b>MONTANA</b>	<b>MONTANA 75</b>
<b>SIZE</b>	> 36-47	36-47	40-47	35-49	35-49	35-49
<b>FIT</b>	COMFORT	COMFORT	COMFORT	COMFORT	COMFORT	COMFORT
<b>FLEX</b>	MEDIUM	MEDIUM	MEDIUM	MEDIUM	MEDIUM	MEDIUM
<b>SOLE</b>	NNN BC	75 MM VIBRAM	NNN BC	NNN BC	NNN BC	VIBRAM 75 MM
	ANATOMIC FOOTBED	ANATOMIC FOOTBED	ANATOMIC FOOTBED	ANATOMIC FOOTBED	ANATOMIC FOOTBED	ANATOMIC FOOTBED
<b>MATERIALS</b>	NATURAL LEATHER	NATURAL LEATHER	NATURAL LEATHER	NATURAL LEATHER	PVC	PVC
	THINSULATE	THINSULATE	THINSULATE	THINSULATE	THINSULATE	THINSULATE
	ALPITEX	ALPITEX	ALPITEX			
			INTEMP			

## BACKCOUNTRY

SKIER TYPE:  
BACKCOUNTRY



<b>CODE</b>	> <b>5119-1</b>	<b>5550-1</b>	<b>5170-1</b>	<b>5253-1</b>	<b>5256-1</b>
<b>MODEL</b>	> <b>WYOMING</b>	<b>MOTANA EVE</b>	<b>OUTLANDER</b>	<b>BC 1550</b>	<b>BC 1575</b>
<b>SIZE</b>	> 35-49	35-42	36-49	36-49	36-48
<b>FIT</b>	COMFORT	COMFORT	COMFORT	COMFORT	COMFORT
<b>FLEX</b>	MEDIUM	MEDIUM	MEDIUM	MEDIUM	MEDIUM
<b>CUFF</b>			TPU	TPU	TPU
<b>HEEL COUNTER</b>			TPU	TPU	TPU
<b>SOLE</b>	NNN BC	75 MM VIBRAM	NNN BC	NNN BC	75 MM VIBRAM
	ANATOMIC FOOTBED	ANATOMIC FOOTBED	ANATOMIC FOOTBED	ANATOMIC FOOTBED	ANATOMIC FOOTBED
<b>MATERIALS</b>	NATURAL LEATHER	PVC	PVC	PVC	PVC
	THINSULATE	THINSULATE	THINSULATE	THINSULATE	THINSULATE
			ALPITEX		
		WOMEN			

## BACKCOUNTRY

SKIER TYPE:  
BACKCOUNTRY



5549-1



5667-2



5022-2K



6792-7K

<b>CODE</b>	>	<b>5549-1</b>	<b>5667-2</b>	<b>5022-2K</b>	<b>6792-7K</b>
<b>MODEL</b>	>	<b>OUTLANDER EVE</b>	<b>BC 1550 EVE</b>	<b>SNOWFIELD</b>	<b>EWT</b>
<b>SIZE</b>	>	35-42	35-42	36-49	36-48
<b>FIT</b>		COMFORT	COMFORT	COMFORT	COMFORT
<b>FLEX</b>		MEDIUM	MEDIUM	MEDIUM	SOFT
<b>CUFF</b>		TPU COMBI	TPU	TPU	
<b>HEEL COUNTER</b>		TPU	TPU	TPU	
<b>SOLE</b>		NNN BC	NNN BC	NNN BC	EVA/RUBBER
		ANATOMIC FOOTBED	ANATOMIC FOOTBED	ANATOMIC FOOTBED	ANATOMIC FOOTBED
<b>MATERIALS</b>		PVC	PVC	PVC	4DRY
		THINSULATE	THINSULATE	THINSULATE	THINSULATE
		ALPITEX		ALPITEX	
		WOMEN	WOMEN		

## WINTER TREKKING

SKIER TYPE:  
TREKKING



5379-1K

<b>CODE</b>	>	<b>5379-1K</b>
<b>MODEL</b>	>	<b>XT ACTION</b>
<b>SIZE</b>	>	36-48
<b>FIT</b>		COMFORT
<b>FLEX</b>		MEDIUM
<b>SOLE</b>		EVA/RUBBER
		ANATOMIC FOOTBED
<b>MATERIALS</b>		4DRY
		THINSULATE

## ROLLERSKI

SKIER TYPE:  
ELITE RACING, SPORT



5096-1



5095-2



5200-1K



5201-1K



5033-1K




<b>CODE</b>	>	<b>5096-1</b>	<b>5095-2</b>	<b>5200-1K</b>	<b>5201-1K</b>	<b>5033-1K</b>
<b>MODEL</b>	>	<b>ECL SUMMER 2.0</b>	<b>ESK SUMMER 2.0</b>	<b>RCL SUMMER</b>	<b>RCD SUMMER</b>	<b>RSK SUMMER</b>
<b>SIZE</b>	>	35-50	35-50	36-48	36-50	36-48
<b>FIT</b>		RACE	RACE	COMFORT	COMFORT	COMFORT
<b>FLEX</b>		SOFT	STIFF	SOFT	SOFT	STIFF
<b>CUFF</b>			TPU		TPU COMBI	TPU SKATE
<b>HEEL COUNTER</b>		TPU	CARBON + TPU	TPU	TPU	TPU
<b>SOLE</b>		ANATOMIC FOOTBED	ANATOMIC FOOTBED	ANATOMIC FOOTBED	ANATOMIC FOOTBED	ANATOMIC FOOTBED
<b>LACING</b>			45° LACING SYSTEM			
		NNN XCELERATOR	NNN XCELERATOR	NNN R3 PU	NNN R3 PU	NNN R3 PU

# SPECIFICATIONS

## ELITE

SKIER TYPE:  
ADVANCED









			
<b>CODE</b>	> <b>3X011</b>	<b>3X021</b>	<b>3X022</b>
<b>MODEL</b>	> <b>ELITE 120 HEAT</b>	<b>ELITE 90</b>	<b>ELITE 90</b>
<b>SIZE</b>	> 250, 255,...325	250, 255,...325	250, 255,...325
<b>LAST</b>	100/102	100/102	100/102
<b>FLEX</b>	120	90	90
<b>SHELL</b>	POLYETHER	POLYOLEFINE	POLYOLEFINE
<b>CUFF</b>	POLYOLEFINE	POLYOLEFINE	POLYOLEFINE
<b>FEATURES</b>	IN TEMP 4 DRY X FRAME VCP GRIP WALK	X FRAME VCP GRIP WALK	X FRAME VCP GRIP WALK

## X-TRACK

SKIER TYPE:  
ADVANCED



						
<b>CODE</b>	> <b>3X031</b>	<b>3X071</b>	<b>3X041</b>	<b>3X042</b>	<b>3X051</b>	<b>3X052</b>
<b>MODEL</b>	> <b>X-TRACK 90 HEAT</b>	<b>X-TRACK 90</b>	<b>X-TRACK 70</b>	<b>X-TRACK 70</b>	<b>X-TRACK 60</b>	<b>X-TRACK 60</b>
<b>SIZE</b>	> 250, 255,...325	250, 255,...325	250, 255,...325	250, 255,...325	250, 255,...325	250, 255,...325
<b>LAST</b>	102/104	102/104	102/104	102/104	102/104	102/104
<b>FLEX</b>	120	90	70	70	60	60
<b>SHELL</b>	POLYOLEFINE	POLYOLEFINE	POLYOLEFINE	POLYOLEFINE	POLYOLEFINE	POLYOLEFINE
<b>CUFF</b>	POLYOLEFINE	POLYOLEFINE	POLYOLEFINE	POLYOLEFINE	POLYOLEFINE	POLYOLEFINE
<b>FEATURES</b>	IN TEMP X FRAME VCP GRIP WALK	X FRAME VCP GRIP WALK	X FRAME VCP GRIP WALK OPTION	X FRAME VCP GRIP WALK OPTION	X FRAME VCP GRIP WALK OPTION	X FRAME VCP GRIP WALK OPTION



**EVE**  
 SKIER TYPE:  
 INTERMEDIATE



<b>CODE</b>	> <b>3Y011</b>	<b>3Y021</b>	<b>3L341</b>	<b>3L361</b>	<b>3L362</b>
<b>MODEL</b>	> <b>EVE 75 HEAT</b>	<b>EVE 75</b>	<b>EVE 75</b>	<b>EVE 65</b>	<b>EVE 65</b>
<b>SIZE</b>	> 220-275	220-275	220-275	220-275	220-275
<b>LAST</b>	MEDIUM	MEDIUM	MEDIUM	COMFORT	COMFORT
<b>FLEX</b>	75	75	75	65	65
<b>SHELL</b>	POLYOLEFINE	POLYOLEFINE	POLYOLEFINE	POLYOLEFINE	POLYOLEFINE
<b>CUFF</b>	POLYOLEFINE	POLYOLEFINE	POLYOLEFINE	POLYOLEFINE	POLYOLEFINE
<b>FEATURES</b>	IN TEMP VCP GRIP WALK LIGHT WEIGHT ANATOMIC FIT	X FRAME VCP GRIP WALK	X FRAME VCP GRIP WALK	X FRAME VCP GRIP WALK	X FRAME VCP GRIP WALK

**RUBY**  
 SKIER TYPE:  
 RECREATIONAL



<b>CODE</b>	> <b>3L431</b>	<b>3L432</b>
<b>MODEL</b>	> <b>RUBY 60</b>	<b>RUBY 60</b>
<b>SIZE</b>	> 220-275	220-275
<b>FIT</b>	COMFORT	COMFORT
<b>FLEX</b>	60	60
<b>SHELL</b>	POLYOLEFINE	POLYOLEFINE
<b>CUFF</b>	POLYOLEFINE	POLYOLEFINE
<b>FEATURES</b>	VCP VCR	VCP VCR

**DUO**  
 SKIER TYPE:  
 ADVANCED







<b>CODE</b>	> <b>3E881</b>
<b>MODEL</b>	> <b>DUO 70</b>
<b>SIZE</b>	> 220-275
<b>FIT</b>	RACE
<b>FLEX</b>	70
<b>SHELL</b>	POLYOLEFINE
<b>CUFF</b>	POLYOLEFINE
<b>FEATURES</b>	GRIP WALK ANATOMIC FIT VCP

# SPECIFICATIONS

## DUO MAX

SKIER TYPE:  
RECREATIONAL







<b>CODE</b>	>	 <b>3E893</b>	 <b>3E923</b>	 <b>3F423</b>	 <b>3F403</b>
<b>MODEL</b>	>	<b>DUO 4 MAX</b>	<b>DUO 3 MAX</b>	<b>DUO 2 MAX</b>	<b>DUO 1 MAX</b>
<b>SIZE</b>	>	220, 225,...275	220, 225,...275	165-215	150-220
<b>FIT</b>		COMFORT	COMFORT	COMFORT	COMFORT
<b>FLEX</b>		SOFT	SOFT	SOFT	SOFT
<b>SHELL</b>		POLYOLEFINE	POLYOLEFINE	POLYOLEFINE	POLYOLEFINE
<b>CUFF</b>		POLYOLEFINE	POLYOLEFINE	POLYOLEFINE	POLYOLEFINE
<b>FEATURES</b>		GRIP WALK OPTION LIGHT WEIGHT ANATOMIC FIT	GRIP WALK OPTION LIGHT WEIGHT ANATOMIC FIT	GRIP WALK OPTION LIGHT WEIGHT ANATOMIC FIT	LIGHT WEIGHT ANATOMIC FIT

## DUO GIRL

SKIER TYPE:  
RECREATIONAL







<b>CODE</b>	>	 <b>3E901</b>	 <b>3E931</b>	 <b>3F431</b>	 <b>3F411</b>
<b>MODEL</b>	>	<b>DUO 4 GIRL</b>	<b>DUO 3 GIRL</b>	<b>DUO 2 GIRL</b>	<b>DUO 1 GIRL</b>
<b>SIZE</b>	>	220, 225,...275	220, 225,...275	165-215	150-220
<b>FIT</b>		COMFORT	COMFORT	COMFORT	COMFORT
<b>FLEX</b>		SOFT	SOFT	SOFT	SOFT
<b>SHELL</b>		POLYOLEFINE	POLYOLEFINE	POLYOLEFINE	POLYOLEFINE
<b>CUFF</b>		POLYOLEFINE	POLYOLEFINE	POLYOLEFINE	POLYOLEFINE
<b>FEATURES</b>		GRIP WALK OPTION LIGHT WEIGHT ANATOMIC FIT	GRIP WALK OPTION LIGHT WEIGHT ANATOMIC FIT	GRIP WALK OPTION LIGHT WEIGHT ANATOMIC FIT	LIGHT WEIGHT ANATOMIC FIT

## DUO

SKIER TYPE:  
RECREATIONAL



<b>CODE</b>	>	 <b>3E894</b>	 <b>3E924</b>	 <b>3F424</b>	 <b>3F404</b>
<b>MODEL</b>	>	<b>DUO 4</b>	<b>DUO 3</b>	<b>DUO 2</b>	<b>DUO 1</b>
<b>SIZE</b>	>	220, 225,...275	220, 225,...275	165-215	150-220
<b>FIT</b>		COMFORT	COMFORT	COMFORT	COMFORT
<b>FLEX</b>		SOFT	SOFT	SOFT	SOFT
<b>SHELL</b>		POLYOLEFINE	POLYOLEFINE	POLYOLEFINE	POLYOLEFINE
<b>CUFF</b>		POLYOLEFINE	POLYOLEFINE	POLYOLEFINE	POLYOLEFINE
<b>FEATURES</b>		GRIP WALK OPTION LIGHT WEIGHT ANATOMIC FIT	GRIP WALK OPTION LIGHT WEIGHT ANATOMIC FIT	GRIP WALK OPTION LIGHT WEIGHT ANATOMIC FIT	LIGHT WEIGHT ANATOMIC FIT

**EON**  
 SKIER TYPE:  
 RECREATIONAL



<b>CODE</b>	>	<b>3K071</b>	<b>3K072</b>	<b>3K08-1</b>
<b>MODEL</b>	>	<b>DUO 4 MAX</b>	<b>DUO 3 MAX</b>	<b>DUO 2 MAX</b>
<b>SIZE</b>	>	140-215	140-215	140-215
<b>FIT</b>		COMFORT	COMFORT	COMFORT
<b>FLEX</b>		SOFT	SOFT	SOFT
<b>SHELL</b>		POLYOLEFINE	POLYOLEFINE	POLYOLEFINE
<b>CUFF</b>		POLYOLEFINE	POLYOLEFINE	POLYOLEFINE
<b>FEATURES</b>		GRIP WALK OPTION LIGHT WEIGHT ANATOMIC FIT	GRIP WALK OPTION LIGHT WEIGHT ANATOMIC FIT	GRIP WALK OPTION LIGHT WEIGHT ANATOMIC FIT

**J-LINE**  
 SKIER TYPE:  
 RECREATIONAL



<b>CODE</b>	>	<b>3J321</b>	<b>3J311</b>	<b>3K091</b>
<b>MODEL</b>	>	<b>J 4</b>	<b>J 3</b>	<b>J 2</b>
<b>SIZE</b>	>	225-265	225-265	175-220
<b>FIT</b>		COMFORT	COMFORT	COMFORT
<b>FLEX</b>		SOFT	SOFT	SOFT
<b>SHELL</b>		POLYOLEFINE	POLYOLEFINE	POLYOLEFINE
<b>CUFF</b>		POLYOLEFINE	POLYOLEFINE	POLYOLEFINE

**J-LINE**  
 SKIER TYPE:  
 RECREATIONAL



<b>CODE</b>	>	<b>3J322</b>	<b>3J312</b>	<b>3K092</b>
<b>MODEL</b>	>	<b>J 4</b>	<b>J 3</b>	<b>J 2</b>
<b>SIZE</b>	>	225-265	225-265	175-220
<b>FIT</b>		COMFORT	COMFORT	COMFORT
<b>FLEX</b>		SOFT	SOFT	SOFT
<b>SHELL</b>		POLYOLEFINE	POLYOLEFINE	POLYOLEFINE
<b>CUFF</b>		POLYOLEFINE	POLYOLEFINE	POLYOLEFINE

# SPECIFICATIONS

## X-LINE

SKIER TYPE:  
RECREATIONAL



<b>CODE</b>	>	<b>3X061</b>	<b>3Y031</b>
<b>MODEL</b>	>	<b>X 5</b>	<b>X 5L</b>
<b>SIZE</b>	>	250-315	220-275
<b>FIT</b>		COMFORT	COMFORT
<b>FLEX</b>		60	60
<b>SHELL</b>		POLYOLEFINE	POLYOLEFINE
<b>CUFF</b>		POLYOLEFINE	POLYOLEFINE

## R4

SKIER TYPE:  
RECREATIONAL



<b>CODE</b>	>	<b>3M821*, 3M831</b>	<b>3M822*, 3M832</b>
<b>MODEL</b>	>	<b>R4.0</b>	<b>R4.0</b>
<b>SIZE</b>	>	255-310*, 225-275	255-310*, 225-275
<b>FIT</b>		COMFORT	COMFORT
<b>FLEX</b>		70	70
<b>SHELL</b>		POLYOLEFINE	POLYOLEFINE
<b>CUFF</b>		POLYOLEFINE	POLYOLEFINE

## DISCOVERY

SKIER TYPE:  
RECREATIONAL



<b>CODE</b>	>	<b>3M455*, 3M465</b>	<b>3A881*, 3A951</b>
<b>MODEL</b>	>	<b>DISCOVERY XR</b>	<b>DISCOVERY 4</b>
<b>SIZE</b>	>	220,230...240*, 250,260... 320	220,230...240*, 250,260... 320
<b>FIT</b>		COMFORT	COMFORT
<b>FLEX</b>		60	60
<b>SHELL</b>		POLYETHER	POLYOLEFINE
<b>CUFF</b>		POLYOLEFINE	POLYOLEFINE
<b>FEATURES</b>		X FRAME VCP GRIP WALK OPTION	GRIP WALK OPTION

# SKIS SPECIFICATIONS

## COMPETITION


SKIER TYPE:  
PRO



MODEL	>	ELITE 3.0	ELITE 3.0 SKIN
SIDECUT	>	54-48-52	54-48-52
CONSTRUCTION		CAP	CAP
CORE		AIRCEL AVIFLEX	AIRCEL AVIFLEX
BASE		NANO HIGH SPEED	PRG 4100 / MOHAIR RACE
BINDING		XCELARATO	MOVE SYSTEM

## ACTION

SKIER TYPE:  
RECREATIONAL



MODEL	>	ENERGY	ENERGY JR	FRONTIER	FRONTIER S
SIDECUT	>	54-48-52	54-48-52	50-45-48	50-45-48
CONSTRUCTION		HYBRID	CAP	HYBRID	HYBRD
CORE		LIGHT WOOD CORE	WOOD CORE	WOOD CORE	WOOD CORE
BASE		MULTIGRIP EMBOSSED BASE	PE BASE / DUAL GRIP BASE	MULTIGRIPGRIP EMBOSSED	SKIN TECH

## BACKCOUNTRY

SKIER TYPE:  
RECREATIONAL



MODEL	>	CONTROL 60	CONTROL 64	CONTROL 64 E	DISCOVERY 68
SIDECUT	>	60-50-55	64-52-60	64-52-60	64-52-60
CONSTRUCTION		CAP	CAP	CAP	CAP
CORE		ULTRA LIGHT WOOD	ULTRA LIGHT WOOD	ULTRA LIGHT WOOD	ULTRA LIGHT WOOD
BASE		MULTIGRIPGRIP EMBOSSED/ PE BASE	MULTIGRIPGRIP EMBOSSED BASE	MULTIGRIPGRIP EMBOSSED BASE	MULTIGRIPGRIP EMBOSSED BASE
STEEL EDGE				YES	



MODEL	>	DISCOVERY 80	DISCOVERY 102
SIDECUT	>	80-58-69	102-64-87
CONSTRUCTION		CAP	CAP
CORE		ULTRA LIGHT WOOD	ULTRA LIGHT WOOD
BASE		MULTIGRIPGRIP EMBOSSED BASE	MULTIGRIPGRIP EMBOSSED BASE
STEEL EDGE		YES	YES

## MASKS





<b>CODE</b>	>	<b>JK3762</b>	<b>XX021</b>
<b>MODEL</b>	>	<b>BANDANA</b>	<b>WASHABLE FACE MASK</b>
<b>MATERIAL</b>	>	100% POLYESTER	100% MICROFIBER
<b>COLOR</b>		RED	RED

## CLOTHING



<b>CODE</b>	>	<b>JM9401, XM5191*</b>	<b>JM9411, XM5201*</b>	<b>JM9412, XM5202*</b>
<b>MODEL</b>	>	<b>STRETCH JACKET OBLAK</b>	<b>T-SHIRT STRETCH</b>	<b>CLASSIC T-SHIRT</b>
<b>MATERIAL</b>	>	94% POLYESTER 6% ELASTANE	94% COTTON 6% ELASTANE	100% COTTON
<b>COLOR</b>		GRAY	RED	RED

## FLAGS



<b>CODE</b>	>	<b>J10791</b>	<b>J10781</b>
<b>MODEL</b>	>	<b>ALPINA BEACHFLAG CLASSIC 220</b>	<b>ALPINA BEACHFLAG CLASSIC 5.0</b>
<b>MATERIAL</b>	>	100% POLYESTER	100% POLYESTER
<b>COLOR</b>		RED	RED

**CHALLENGE. EVERY DAY.**  
the snow



**EON KIDS** Combining impressive features and attractive, stylish look for the ladies, this boot will ensure that you get the most out of your day on the white slopes. Our special Easy On design with wide opening makes it easy for kids to get in and out of the boot, while the Grip Walk option, lightweight construction and anatomically shaped shell guarantee perfect comfort.

 **alpinia**  
alpinasports.com

## DISTRIBUTORS

### AUSTRIA

HF SPORT  
Bahnhofstrasse 10,  
9431 St. Stefan, Wolfsberg  
0043-(0) 4352-51500, info@hfsport.at

### AUSTRALIA

EVEREST SPORTS  
PO Box 278, Bright, VIC 3741,  
Australia  
28A Ireland St. Bright,  
VIC 3741, Australia  
61 (0)3 5755 2227  
fax: 61 (0)3 5755 2004  
simon@everestsports.com.au

### BOSNIA AND HERCEGOVINA

ALPINA BH D.O.O.  
Ulica Zmaja od Bosne 7A,  
71000 Sarajevo  
+387 33 590 429, alpinabh@alpina.si

### CANADA

ELAN SPORTS INC.  
81-H Brunswick Blvd.,  
Dollard des Ormeaux Quebec H9B 2J5  
+1 (514) 421 7871, cs@elansports.ca

### CHINA (DH)

BEIJING SNOWELAN SPORT  
DEVELOPMENT LTD .CO  
ADD: 0112 offices, 112 Andelu Road,  
Xicheng district, 100120,  
Beijing, China  
+8610 88371009, fax: +8610 88371007  
M: +86 13901297482,  
contact person: Karen

### CROATIA

ALPINA CRO D.O.O.  
Hvarska 5, 10000 Zagreb  
+385 1 3865 761, alpinacro@alpina.si

### CZECH REPUBLIC

INA SPORT SPOL. S.R.O.  
Dusikova 3, 63800 Brno  
+420 545 422 431, inasport@inasport.cz

### DENMARK

CENTRANO APS  
Omega 6, 8382 Hinnerup, soften  
+45 70 50 03 33

### ESTONIA

A2K SPORT OU  
RIIA MAJA  
Riia mnt. 169A, 80010 Pärnu  
+372 50 79 899, kaup@a2k.ee

### FINLAND (XC)

NORMARK SUOMI OY  
Aholaidantie 3, 40320 JYVÄSKYLÄ  
+358 (0)44 4250 508, info@normark.fi

### FINLAND (DH)

NEONSUN OY  
Puusepänkatu 5, 13110 Hml  
+358 3 8127 222, neosun@neosun.fi

### FRANCE

SUNSET SAS  
475 Route De La Dranse,  
74500 Amphion Les Bains  
+33 (0)450 717 723,  
johann@sunset-sport.fr

### GERMANY (XC)

OLIVER KRAAS,  
NORDIC SPORTS CONSULTING  
Dorfstr. 25, 94252 Bayer. Eisenstein  
+49 9925 7289989  
o.kraas@nordicsportsconsulting.com  
www.nordicsportsconsulting.com

### ITALY

SKI TRAB S.R.L.  
Via Battaglione Tirano 6, 23032 Bormio  
+39 0342 901650,  
a.trabucchi@skitrab.com

### JAPAN (XC)

ELAN JAPAN CO., LTD.  
101-0061, SR BLDG.2F, 3-1-2 Misaki-Cyo,  
Chiyoda-Ku  
+813 6272 9016, genjo@elanjapan.co.jp

### KAZAHSTAN

LIMPOPO OUTDOOR COMPANY  
Seyfullin Str. 534, 480072 Almaty  
+7 727 261 7061, limpopo-kz@mail.ru

### LATVIA (XC)

MY SPORT SIA  
MY SPORT SIA  
Dārziema iela 60, Rīga  
T/Fax +371 67563422,  
gatis@my-sport.lv

### LITHUANIA

UAB PRAMOGU SLENIS  
Santariskiu str. 41-11, LT-08440 Vilnius  
+37065905057, marijus@skigo.lt

### NORWAY

ULTIMATE NORDIC AS  
Tevlingeveien 23, 1081 Oslo  
+47 22 57 50 50,  
kundeservice@ultimatenordic.no

### POLAND

INA SPORT spol. s r.o.  
Dusikova 3, 638 00 Brno  
+48 696 597 073  
dagmara.krzyzyska@inasport.pl

### ROMANIA

S.C. Alpina SIRO s.r.l.  
Str. Virgil Madgearu 7  
551003 Medias ROMANIA  
+40 269 80 64 10;  
fax: +40 269 80 64 14  
peter.mocnik@alpina.si

### RUSSIA (XC)

NORMARK  
91 bild 2, Vavilova street 117335,  
Moscow, Russia  
+7 [495] 98-111-89  
ski@normark.ru, info@normark.ru

### SERBIA

ALPINA-YUG D.O.O.  
Bulevar Mihajla Pupina 10 Z 32,  
11070 Novi Beograd  
alpinayu@alpina.si

### SLOVAKIA

INA SPORT spol, s r.o.  
Dusikova 3, 638 00 Brno  
+421 905 669 710,  
jan.devecka@inasport.sk

### SLOVENIA

ALPINA D.O.O.  
Strojarska 2, 4226 Žiri  
+386 4 51 58 000,  
alpina@alpina.si

### SWEDEN

BACKCOUNTRY EQUIPMENT AB  
Hökared, Ladan, 447 94 Vårgårda  
+46 322 660 250,  
info@backcountry.se

### UKRAINE

ALPINA UA LTD  
Mykola Trublaini 2A, 03134 Kiev  
+38 (044) 402 84 15,  
alpinaua@ukr.net

### USA

ELAN USA CORP  
93 Etna Road, Lebanon, NH 03766  
+1 603 448 3101,  
info@elansports.com

**ALPINA, d.o.o.,**  
**Strojarska 2, 4226 Žiri, Slovenia,**  
**T +00386 4 51 58 000, F +00386 4 51 58 370**

Alpina, d.o.o., Žiri, Slovenia;

PHOTOGRAPHY: Klemen Razinger, Tilen Sepič, Uroš Podlogar, Nejc Vrunik, Nordic Focus Picture Agency

DESIGN: Arnoldvuga+, Saša Leskovar;

WORDS: Rok Artiček, Veronika Žagar;

PRINTED BY: Grafika Soča d.o.o.,

2020 © Alpina reserves the right to make changes to any product shown in this catalogue which we believe will be an improvement.

www.alpinasports.com



#alpinasports

**CHALLENGE. EVERY DAY.**